

Medication Management in Homecare Patients

Carolien Sino

**Medication Management
in Homecare Patients**

Hogeschool Utrecht University of Applied Sciences

ISBN: 1234567890

Author: Carolien Sino

Photography: Frederique Manders

Design & Layout: van Groot tot Klein

Printed by: Drukkerij Meijerink

©2013 Carolien Sino

No part of this thesis may be reproduced without
prior permission of the author

Medication Management in Homecare Patients

Medicatie Management bij thuiszorg patiënten (met een samenvatting in het Nederlands)

Proefschrift

ter verkrijging van de graad van doctor aan
de Universiteit Utrecht op gezag van de rector
magnificus, prof. dr. G.J. van der Zwaan,
ingevolge het besluit van het college voor
promoties in het openbaar te verdedigen
op donderdag 12 december 2013
des middags te 2.30 uur

door

Carolina Geertruida Maria Sino

geboren op 20 maart 1968 te Valkenswaard

Promotoren:

Prof. dr. M.J. Schuurmans

Prof. dr. A.C.G. Egberts

The work presented in this thesis was supported by a grant from SIA RAAK Publiek (2009-8-4P) and the Hogeschool Utrecht University of Applied Sciences (Promotievoucher and Steunfonds).



Voor mijn ouders



Contents

Chapter 1	General introduction	13
Chapter 2	Patients' beliefs regarding medication and medication management capacity	23
2.1	Beliefs of Community-Dwelling older people regarding medication	25
2.2	Medication Management Capacity in relation to cognition and self-management skills in community-dwelling older people with polypharmacy	47
Chapter 3	Homecare workers' knowledge and attitude regarding medication and Medication Management Practices	67
3.1	Homecare workers' Medication Management Practices and the association between practices and self-reported knowledge and educational needs	69
3.2	Knowledge and perspectives of Dutch home healthcare nurses regarding medication frequently used by older people	87
Chapter 4	Early recognition of Drug Related Problems	105
4.1	The association between prescription change frequency, chronic disease score and hospital admission	107
4.2	Recognition of Drug Related Problems by Home Healthcare Employees: a Dutch observational study with self-reports	127
4.3	Signs and symptoms indicative of potential adverse drug reactions in homecare patients	145
Chapter 5	General Discussion	165
Chapter 6	Summary	181
	Samenvatting	187
	Dankwoord	193
	List of publications	199
	Curriculum Vitae	205

General introduction



Casus

Two times a week, I visit Mrs. J., a single woman of 81 years old, who needs assistance in shopping, cleaning the house and bathing. Mrs. J. had a stroke two years ago and is suffering from heart disease. She has to take a lot of pills every day. Sometimes, I find some pills on the floor, which I usually clean up with the vacuum cleaner. Mrs. J. believes that her medication is very important. While she was bathing, I saw a big bruise on Mrs. J.'s arm, which she could not explain. Mrs. J. is known to have impaired cognition. Every week, there are two bottles of gin on her shopping list. After a visit to her cardiologist, her medication was changed. It was now prepared in very handy little plastic bags for each dose. Due to her arthritis, I have helped her to open these packages and have also given her the usual medication. Lately, it struck me that she has been shaky on her legs. I have advised her to be more careful.

Last week Mrs. J. fell due to dizziness, and she broke her hip. In the hospital, double blood pressure medication intake was observed. Did I miss any signs or symptoms? Should I have recognized this problem earlier? I do feel guilty. Mrs. J. never returned to her home again.

Anonymous homecare nurse assistant

Introduction

Older people and drug-related problems (DRPs)

In the Netherlands, people aged 65 years and older use three times more medication, and people aged 75 years and older consume five times more than the average person^[1]. In general, medication has been shown to improve health and quality of life and to increase life expectancy^[2]. However, in combination with natural changes in age-related drug metabolism, impaired cognition, multiple morbidities, reduced renal function, polypharmacy and impaired compensating capacity (frailty), older people are particularly vulnerable to drug-related problems (DRPs)^[3-6].

A DRP has been defined as an event or circumstance involving drug therapy that actually or potentially interferes with desired health outcomes^[7]. DRPs are classified into the following categories:

- Adverse drug reactions: defined by the World Health Organization as a response to a drug that is noxious and unintended and that occurs at doses normally used in humans for the prophylaxis, diagnosis or therapy of diseases or for the modification of physiological function^[8];
- Drug choice problems: the patient receives or will receive the incorrect (or no) drug for his/her disease and/condition, including drug allergies and under treatment;
- Dosing problems: the patient receive more or less than the amount of the drug that he/she requires or for a shorter/longer period of time given his or her (patho)physiological status (e.g., renal function);
- Drug use problems: wrong or no drug taken/administered, wrong administration technique for the right drug or practical administration problems; and
- Interactions: there is a manifest or potential drug-drug or drug-food interaction^[7].

DRPs can be caused during various stages of the medication management process, including prescribing, dispensing, taking/administering, monitoring and evaluation, and can be caused by various actors in this process, such as healthcare professionals (physicians, nurses, pharmacists) and the patient him- or herself^[7]. In primary care, medications are usually prescribed by a general practitioner or medical specialist, provided by a pharmacist, and then self-administered by the patient. Although this chain should be a well-controlled system resulting in optimal therapeutic outcomes, this is often not the case. Garfield and colleagues^[9] demonstrated that error-free percentages were rather high during the prescribing and cashing/dispensing phases of medicines in primary care. However, these error-free percentages decreased enormously during the phases of taking medication and monitoring/evaluating clinical outcomes. It was estimated that only between 4% and 21% of patients achieved the optimal benefit from their medication in primary care. This analysis shows that medication management research in primary care and research regarding intervention strategies should focus on the medication taking/administering phase^[10].

In older patients, medication intake is influenced by physiological factors, cognitive factors, the number of medications and medication frequency, the patient's consent to the treatment and motivation for taking the medication, demographic variables, and social factors, such as the presence of family caregivers and social support^[11].

One could question how older people experience their (multiple) medication use, whether they are aware of potential DRPs and whether they are capable of managing their medications, including early recognition of DRPs.

Early recognition of DRPs

DRPs are responsible for 3% – 10% of acute hospital admissions, of which approximately half are potentially preventable^[12-21]. Hospital admissions can lead to additional functional decline^[22,23], unintentional harm^[24] and increased costs. Drug-related hospital admissions can be seen as the tip of the iceberg. In many cases, DRPs will not lead to admission but will cause (unnecessary) inconvenience for the patient or loss of quality of life. Early recognition of potential drug-related problems is an essential part of preventing serious complications of drug therapy, such as discomfort, hospital admission, or even death. Several studies have shown that physicians^[25-28] and pharmacists^[29-32] can contribute to the recognition of drug-related problems in patient care. However, to date, little attention has been paid to the process of early recognition of the observations indicative of potential DRPs in the home environment.

In 2008, the Dutch HARM study group established seven independent risk factors for medication-related hospital admissions: (a) impaired cognition; (b) four or more diseases in the patient's medical history; (c) a dependent living situation; (d) impaired renal function before hospitalization; (e) non-adherence to the medication regimen; (f) the use of five or more medications at the time of admission (polypharmacy); and (g) age older than 65 years old^[21].

Homecare patients

Impaired cognition, polypharmacy and ages older than 65 years old are highly prevalent in people receiving homecare services^[33-35]. Furthermore, it is likely that patients receiving homecare have a higher prevalence of reduced renal function and multiple morbidity than the general population, which are also risk factors for medication-related hospital admissions^[21,33,34]. Therefore, particular segments of the older homecare patient population are vulnerable to DRPs^[33,36-39].

Due to aging, shorter hospital stays and a greater emphasis on outpatient care, the number of older persons receiving homecare is growing^[40]. Health policy encourages older people to remain in their own homes for as long as possible.

In the Netherlands, 95% of people age 65 year and over live in their own homes. This percentage changes with age; however, even in people aged 80 years and older, 85% are still not institutionalized and live at home^[41]. Based on political views, the expectation is that this percentage will increase even further in the coming years^[42]. In the Netherlands, the majority (82%) of patients who receive homecare are 65 years old or older^[40]. In 2007, half a million older people received care without residence^[43], constituting, on average, 20% of all older people. Almost three quarters of older people who received care at home received domestic support. Half of this group also received nursing care^[41]. In the recent U-PROFIT data set, collected for a large cluster of randomized clinical trials in Dutch primary care^[44], all of the patients aged 60 years old or older who used at least five different medications were selected. In this group of 3100 older patients (mean age 74.2; SD 8.4), 787 patients (26.6%) received homecare on a regular base (median 3 hours weekly). The older the patients were, the larger the percentage was that was receiving homecare.

Homecare workers

Homecare workers help people to live independently for as long as possible, given the limits of their medical conditions. Most homecare is delivered to older people, covering a wide range of services, such as help with bathing and getting dressed, intravenous therapy and injections, wound care, education on disease treatment or assistance with medication intake. Because of this wide range of services, homecare workers are divided by their education levels and corresponding responsibilities into: registered (homecare) nurses (RNs; in Dutch: 'verpleegkundigen'); licensed practical nurses (LPNs; in Dutch: 'verzorgenden'); nurse assistants (NA; in Dutch: 'helpenden'); and housekeepers. In the Netherlands, the differences among these professionals are determined by the level of responsibilities and complexity of care^[45]. For Dutch RNs and LPNs, medication education is part of their training. Medication is not part of the education for NAs. Despite their lack of education in medication, NAs work with increasingly older patients who use many drugs. Detecting changes in a patient's situation is certainly part of their training.

Window of opportunity?

Prevention and early recognition of potential DRPs could possibly be enhanced by including homecare workers in the chain of medication safety. Homecare workers are very well positioned to recognize the signs and symptoms of potential DRPs because of their frequent patient contact and their education to observe changes in the patient's state, despite a lack of extensive medical and pharmacological knowledge. In addition to the general practitioner and pharmacist, homecare workers who visit their patients in their homes on a regular basis might be able to facilitate early recognition of potential DRPs. Furthermore, one could question how patients can contribute their own medication safety.

Objectives of the thesis

Because it is important to recognize those homecare patients early who are at risk for DRPs, to prevent unnecessary discomfort, hospital admission or even death, the general aims of this thesis, described in three objectives, were as follows:

1. Exploring the beliefs of older people regarding their medications and their medication management capacity relative to their self-management ability skills and cognition;
2. Describing the medication management practices, knowledge and attitudes regarding medication among homecare workers; and
3. Determining whether standardized observations in homecare could result in early recognition of DRPs.

Outline of the thesis

To accomplish the general aims, this thesis consists of three parts. The first part of the thesis focuses on older patients and provides information about beliefs regarding medicines among older (homecare) patients receiving polypharmacy (chapter 2.1). Next, a study is described comparing the medication management capacity of homecare patients receiving polypharmacy relative to their cognition and self-management skills (chapter 2.2).

The second part of the thesis focuses on homecare workers concerning medication safety, and it presents their medication management practices (chapter 3.1). Next, the knowledge and attitudes regarding medication among homecare nurses are discussed (chapter 3.2).

The third part of the thesis focuses on the early recognition of DRPs. This part begins with a study that describes the associations among the frequency of prescription changes, chronic disease scores and hospital admission, based on the idea that the frequency of prescription changes can contribute to the identification of patients who are at especially increased risk of DRPs in primary care (chapter 4.1). Next, an observational study regarding the recognition of DRPs by homecare employees is presented. Then, signs and symptoms indicative of potential DRPs in homecare patients, observed with a standardized observation list (the Home Observation of Medication related problems by homecare Employees [HOME] instrument) are presented in a correlational study (chapter 4.3).

In the general discussion, the main findings of this research are placed within a broader perspective and are discussed (chapter 5).

References

- (1) SFK. *Foundation for Pharmaceutical Statistics. Facts and Figures 2012. 2011 in numbers. 2012*; Available at: <http://www.sfk.nl/english/2010fandf.pdf/view>. Accessed June 28, 2012.
- (2) Schnittker J, Karandinos G. *Methuselah's medicine: pharmaceutical innovation and mortality in the United States, 1960-2000*. *Soc Sci Med* 2010 Apr;70(7):961-968.
- (3) Gallagher LP. *The potential for adverse drug reactions in elderly patients*. *Appl Nurs Res* 2001 Nov;14(4):220-224.
- (4) Turnheim K. *When drug therapy gets old: pharmacokinetics and pharmacodynamics in the elderly*. *Exp Gerontol* 2003 Aug;38(8):843-853.
- (5) Turnheim K. *Drug therapy in the elderly*. *Exp Gerontol* 2004 Nov-Dec;39(11-12):1731-1738.
- (6) Mangoni AA, Jackson SH. *Age-related changes in pharmacokinetics and pharmacodynamics: basic principles and practical applications*. *Br J Clin Pharmacol* 2004 Jan;57(1):6-14.
- (7) Pharmaceutical Care Network Europe. *PCNE classification for Drug Related problems. 10-11-2009*; Available at: <http://www.pcne.org/sig/drug-related-problems.php>. Accessed June 27, 2013.
- (8) The Uppsala Monitoring Centre, WHO Collaborating Centre for International Drug Monitoring. *Safety Monitoring of Medicinal Products. Guidelines for setting up and running a Pharmacovigilance Centre. 2000*.
- (9) Garfield S, Barber N, Walley P, Willson A, Eliasson L. *Quality of medication use in primary care--mapping the problem, working to a solution: a systematic review of the literature*. *BMC Med* 2009 Sep 21;7:50.
- (10) Sabeté E. *Adherence to long-term therapies: evidence for action. 2003*.
- (11) van Vliet MJ, Schuurmans MJ, Grypdonck MH, Duijnste MS. *Improper intake of medication by elders--insights on contributing factors: a review of the literature*. *Res Theory Nurs Pract* 2006 Spring;20(1):79-93.
- (12) Lazarou J, Pomeranz BH, Corey PN. *Incidence of adverse drug reactions in hospitalized patients: a meta-analysis of prospective studies*. *JAMA* 1998 Apr 15;279(15):1200-1205.
- (13) Roughead EE, Gilbert AL, Primrose JG, Sansom LN. *Drug-related hospital admissions: a review of Australian studies published 1988-1996*. *Med J Aust* 1998 Apr 20;168(8):405-408.
- (14) Green CF, Mottram DR, Rowe PH, Pirmohamed M. *Adverse drug reactions as a cause of admission to an acute medical assessment unit: a pilot study*. *J Clin Pharm Ther* 2000 Oct;25(5):355-361.
- (15) Pouyanne P, Haramburu F, Imbs JL, Begaud B. *Admissions to hospital caused by adverse drug reactions: cross sectional incidence study*. *French Pharmacovigilance Centres. BMJ* 2000 Apr 15;320(7241):1036.
- (16) Beijer HJ, de Blaey CJ. *Hospitalisations caused by adverse drug reactions (ADR): a meta-analysis of observational studies*. *Pharm World Sci* 2002 Apr;24(2):46-54.
- (17) Onder G, Pedone C, Landi F, Cesari M, Della Vedova C, Bernabei R, et al. *Adverse drug reactions as cause of hospital admissions: results from the Italian Group of Pharmacoepidemiology in the Elderly (GIFA)*. *J Am Geriatr Soc* 2002 Dec;50(12):1962-1968.

- (18) Waller P, Shaw M, Ho D, Shakir S, Ebrahim S. *Hospital admissions for 'drug-induced' disorders in England: a study using the Hospital Episodes Statistics (HES) database*. Br J Clin Pharmacol 2005 Feb;59(2):213-219.
- (19) Klarin I, Wimo A, Fastbom J. *The association of inappropriate drug use with hospitalisation and mortality: a population-based study of the very old*. Drugs Aging 2005;22(1):69-82.
- (20) van der Hooft CS, Dieleman JP, Siemes C, Aarnoudse AJ, Verhamme KM, Stricker BH, et al. *Adverse drug reaction-related hospitalisations: a population-based cohort study*. Pharmacoepidemiol Drug Saf 2008 Apr;17(4):365-371.
- (21) Leendertse AJ, Egberts AC, Stoker LJ, van den Bemt PM, HARM Study Group. *Frequency of and risk factors for preventable medication-related hospital admissions in the Netherlands*. Arch Intern Med 2008 Sep 22;168(17):1890-1896.
- (22) Hoogerduijn JG, Schuurmans MJ, Duijnste MS, de Rooij SE, Grypdonck MF. *A systematic review of predictors and screening instruments to identify older hospitalized patients at risk for functional decline*. J Clin Nurs 2007 Jan;16(1):46-57.
- (23) Boyd CM, Ricks M, Fried LP, Guralnik JM, Xue QL, Xia J, et al. *Functional decline and recovery of activities of daily living in hospitalized, disabled older women: the Women's Health and Aging Study I*. J Am Geriatr Soc 2009 Oct;57(10):1757-1766.
- (24) Zegers M, de Bruijne MC, Wagner C, Hoonhout LH, Waaijman R, Smits M, et al. *Adverse events and potentially preventable deaths in Dutch hospitals: results of a retrospective patient record review study*. Qual Saf Health Care 2009 Aug;18(4):297-302.
- (25) Fick DM, Cooper JW, Wade WE, Waller JL, Maclean JR, Beers MH. *Updating the Beers criteria for potentially inappropriate medication use in older adults: results of a US consensus panel of experts*. Arch Intern Med 2003 Dec 8-22;163(22):2716-2724.
- (26) Gallagher P, O'Mahony D. *STOPP (Screening Tool of Older Persons' potentially inappropriate Prescriptions): application to acutely ill elderly patients and comparison with Beers' criteria*. Age Ageing 2008 Nov;37(6):673-679.
- (27) Dalleur O, Spinewine A, Henrard S, Losseau C, Speybroeck N, Boland B. *Inappropriate prescribing and related hospital admissions in frail older persons according to the STOPP and START criteria*. Drugs Aging 2012 Oct;29(10):829-837.
- (28) Hubbard RE, O'Mahony MS, Woodhouse KW. *Medication prescribing in frail older people*. Eur J Clin Pharmacol 2013 Mar;69(3):319-326.
- (29) Royal S, Smeaton L, Avery AJ, Hurwitz B, Sheikh A. *Interventions in primary care to reduce medication related adverse events and hospital admissions: systematic review and meta-analysis*. Qual Saf Health Care 2006 Feb;15(1):23-31.
- (30) Lenaghan E, Holland R, Brooks A. *Home-based medication review in a high risk elderly population in primary care--the POLYMED randomised controlled trial*. Age Ageing 2007 May;36(3):292-297.
- (31) Stuijt CC, Franssen EJ, Egberts AC, Hudson SA. *Appropriateness of prescribing among elderly patients in a Dutch residential home: observational study of outcomes after a pharmacist-led medication review*. Drugs Aging 2008;25(11):947-954.

- (32) Vinks TH, Egberts TC, de Lange TM, de Koning FH. *Pharmacist-based medication review reduces potential drug-related problems in the elderly: the SMOG controlled trial*. *Drugs Aging* 2009;26(2):123-133.
- (33) Meredith S, Feldman PH, Frey D, Hall K, Arnold K, Brown NJ, et al. *Possible medication errors in home healthcare patients*. *J Am Geriatr Soc* 2001 Jun;49(6):719-724.
- (34) Flaherty JH, Perry HM, 3rd, Lynchard GS, Morley JE. *Polypharmacy and hospitalization among older home care patients*. *J Gerontol A Biol Sci Med Sci* 2000 Oct;55(10):M554-9.
- (35) Ellenbecker CH, Frazier SC, Verney S. *Nurses' observations and experiences of problems and adverse effects of medication management in home care*. *Geriatr Nurs* 2004 May-Jun;25(3):164-170.
- (36) Triller DM, Clause SL, Briceland LL, Hamilton RA. *Resolution of drug-related problems in home care patients through a pharmacy referral service*. *Am J Health Syst Pharm* 2003 May 1;60(9):905-910.
- (37) Alkema GE, Frey D. *Implications of translating research into practice: a medication management intervention*. *Home Health Care Serv Q* 2006;25(1-2):33-54.
- (38) Mager DR. *Medication errors and the home care patient*. *Home Healthc Nurse* 2007 Mar;25(3):151-5; quiz 156-7.
- (39) Cannon KT, Choi MM, Zuniga MA. *Potentially inappropriate medication use in elderly patients receiving home health care: a retrospective data analysis*. *Am J Geriatr Pharmacother* 2006 Jun;4(2):134-143.
- (40) Velden vd L, Langdon R, Batenburg R. *Supply and demand trends in nursing and care in the Netherlands*. A knowledge synthesis of existing literature and data sources. 2011.
- (41) Zantinge E, Wilk van der E, Wieren van S, Schoemaker C. *Gezond ouder worden in Nederland*. 2011; Available at: <http://www.rivm.nl/bibliotheek/rapporten/270462001.pdf>. Accessed July/4, 2013.
- (42) Peeters J, Francke A. *Verpleging en verzorging: Hoe groot zijn de vraag en het gebruik en nemen ze toe of af?* 2013; Available at: <http://www.nationaalkompas.nl/zorg/verpleging-en-verzorging/vraag-gebruik-trend>. Accessed July/4, 2013.
- (43) Statistics Netherlands. CBS. *Health and Welfare*. 2012; Available at: <http://statline.cbs.nl/StatWeb/publication/?DM=SLNL&PA=81364NED&D1=1&D2=0&D3=0&D4=0.8-10&D5=0.11-15&D6=a&VW=I>. Accessed July/12, 2013.
- (44) Bleijenberg N, Drubbel I, Ten Dam VH, Numans ME, Schuurmans MJ, de Wit NJ. *Proactive and integrated primary care for frail older people: design and methodological challenges of the Utrecht primary care PROactive frailty intervention trial (U-PROFIT)*. *BMC Geriatr* 2012 Apr 25;12:16.
- (45) H. van der Boom. *Home nursing in Europe: Patterns of Professionalisation and Institutionalisation of Home Care and Family Care to Elderly People in Denmark, France, the Netherlands and Germany*: a macro-sociological, qualitative study into international differences in home care and informal care for elderly people in four European countries. Maastricht University; 2008.

Patients' beliefs regarding medication and Medication Management Capacity in homecare patients





Chapter 2.1

Beliefs of Community-dwelling older people regarding

**Carolien GM Sino, Linda Michiels
and Marieke J Schuurmans**

Abstract

Background:

Although elderly are frequent medication users, not much is known regarding their beliefs about medicines and factors influencing these beliefs.

Method

Cross-sectional survey using the Beliefs about Medicines Questionnaire (BMQ).

Results

The participants (N=91; median age = 71.0 years; 41.4% female) were convinced of the necessity of their medicines, while they did not show concerns regarding overuse and harm. Beliefs about medicines did not correlate with age. Women had stronger beliefs in the necessity of medicines than men. Participants with elementary school had stronger beliefs in the necessity of medicines compared to participants with high education. ATC category users A, D and S had stronger beliefs in the necessity of medicine than non-users.

Conclusion

The results indicate that elderly if well informed regarding their medication will be adherent and in the meantime there could be a risk of harm due to their neglect of the possibility of adverse events.

Introduction

In developed countries, older people represent 12-18% of the population and consume approximately 50% of all prescription medicines^[1]. Due to their age-related medication use, older people are vulnerable to medication related problems^[2,3], like over- and under-use of (inappropriate) medicines, interactions and adverse events like hospital admission^[4-8]. Several studies reported that adverse drugs events in older people are common and often preventable^[9-11].

General practitioners^[12-15] and pharmacists^[16-20] can play an important role in avoiding these problems by appropriate prescribing and regularly reviewing the medication of their older patients. Besides, nurses are increasingly involved in early recognition of signs and symptoms of medication related problems^[21-24]. However, few studies have examined the role of the older patients themselves in preventing medication related problems^[34,35].

Several factors influence the medication intake in elders. Van Vliet et al.,^[36] grouped these factors into six categories: 1) physiological factors, 2) cognitive factors, 3) polypharmacy and medication frequency, 4) patient consent to the treatment and motivation for taking the medication, 5) demographic variables, and 6) family caregivers and social support. Patients' beliefs and attitudes towards medicines play an important role in medicine taking and have been found to be associated with adherence^[25,27]. Patients who accept drug therapy are more frequently adherent to their medication regimens than patients who are ambi-valent, indifferent or skeptical^[29]. To gain more information about the patient's perspective, someone's beliefs have to be determined, which are part of a perspective and represent the information a person has about an object^[37].

Although much attention is given to medication problems, the number of published studies about elderly's beliefs about medicines is relatively small and results are inconclusive.

Insight in the patient's beliefs about medication is an important part of an individualized intervention^[44] in early recognition of medication related problems.

Aim

The aim of this study was to assess the beliefs of community-dwelling elderly regarding medication in The Netherlands and to assess the influence of age, educational level, number of medicines and therapeutic indications of medicines on these beliefs.

Method

Design and setting

A cross-sectional survey was conducted between December 2011 and May 2012, in patients of five general practices in the Netherlands using the 'Beliefs about Medicines Questionnaire' (BMQ). The BMQ was developed in the UK to measure patients' beliefs about medicines in a range of diseases (asthma, diabetes, renal, cardiac, psychiatric, general medical). In this questionnaire the concept "belief" is divided into four components: necessity, concerns, overuse and harm^[43].

Participants

The target population consisted of community-dwelling elderly who are using medication. The inclusion criteria were that participants had a minimum age of 65 years, used two or more different prescribed medicines a day, and lived independently at home. Exclusion criteria were not being able to understand or answer questions (dementia or mental deficiency), being terminally ill, or not understanding and speaking Dutch.

Measurements

Beliefs about Medicine Questionnaire.

To answer the research question regarding elderly's beliefs about medicines, the BMQ^[25,43] was used. The BMQ consist of two sections: the *BMQ-Specific* and the *BMQ-General*, with a total of 18 items focusing on specific beliefs about medicines. Both sections consist of two subscales. For the *BMQ-Specific* section, the *Specific-Necessity* scale (5 items) assesses beliefs about the necessity of medicines, and the *Specific-Concerns* scale (5 items) assesses concerns about potential adverse effects of medicines^[43]. For the *BMQ-General* section, the *General-Harm* scale (4 items) assesses beliefs about addiction, poison, harm, and long term use. The *General-Overuse* scale (4 items) can be used to assess beliefs about how medicines are used by doctors^[43]. The answers to each item are scored on a 5-point Likert scale (1 means "Strongly disagree", and 5 means "Strongly agree"). Scores for the individual items within each subscale are summed to give a scale score. Total scores for the *Specific-Necessity* and *Specific-Concerns* scales range from 5 to 25, scores of the *General-Harm* and *General-Overuse* scales range from 4 to 20. Higher scores indicate stronger beliefs in the concepts represented by the scale, and each scale can be dichotomized at the scale midpoint, to divide the scores in strong and less strong beliefs^[43].

The reliability (Cronbach's alpha) was estimated for six different groups (asthma, diabetes, renal-, psychiatric-, and cardiac diseases, and general medical), and varied for these six groups from 0.55-0.86 (Specific-Necessity subscale), 0.63-0.80 (Specific-Concerns subscale), 0.60-0.80 (General-Overuse subscale), and 0.47-0.83 (General-Harm subscale). The criterion-related validity varied from $P=0.23$ to $P=0.50$. Although small in magnitude, the correlation was statistically significant^[43]. Since the development, the BMQ was used worldwide to assess beliefs about medicines, also specifically for elderly patients, for example, in a study for elderly with hypertension in the United States^[46]. In the Netherlands, the BMQ was applied to measure the beliefs about medicines for several diseases^[29,32,47-50], but not specifically for elderly.

Associated factors

To study relations between beliefs about medicines and patient characteristics, the age, gender, country of origin, living situation (living alone and living with a partner) and educational level (elementary school, lower education, middle education, and higher education) of each patient were recorded. Further, the number of medicines a patient used, was recorded, including the therapeutic groups of these medicines, following the Anatomical Therapeutic Chemical classification system of the World Health Organization (WHO ATC classification)^[51].

Procedures

A list of patient numbers of all persons of 65 years and over from the five general practices was imported in the statistical computer program PASW, version 18.0. Then, participants were selected at random with the randomization function of this program. This type of selection could increase the representativeness of the sample, and therefore, its key characteristics are closely approximate those of the population^[45]. It was technically not possible to select patients according to all eligibility criteria first, and then conduct the randomization. Subsequently, the patient files were screened by the researcher and each eligible patient received an information letter from the general practitioner. In the information letter, patients were asked to contact the researcher when wishing to participate, and then a home visit was planned.

After the selection and recruitment of participants in March 2012, the included participants were interviewed in their homes with the BMQ. During this visit, baseline characteristics and used medicines were also recorded by the interviewer. These interviews were conducted by the researcher and two trained research assistants.

Ethical considerations

Ethical approval for the study was obtained from the institutional review board of the University Medical Centre Utrecht. Informed consent was obtained prior to each interview, by signing an informed consent form.

Data analysis

First, the normality of the data was assessed. Because the data were not distributed normally, non-parametric tests were used. Data were summarized using descriptive statistics. The relation between beliefs about medicines (BMQ subscale scores) and educational level (ordinal measurement level) was analyzed using the Kruskal-Wallis test. Differences in BMQ subscale scores between men and women and between users and non-users of each ATC category (nominal measurement levels), were analyzed using the Mann-Whitney U test. The correlation between the BMQ subscales and respectively age and number of medicines (both ratio measurement level), was analyzed using the Spearman correlation coefficient. The data analysis was conducted using PASW, version 18.0. The level of significance was 0.05, and testing was two-tailed.

Results

Sample

The database contained 1297 patients. After an at random selection of 840 patients, 379 eligible patients received an information letter. From these eligible patient, 73 (19.3%) wanted to participate in the study. The 306 patients who did not respond to the information letter were contacted by telephone by the researcher, and thus an additionally 12 patients were recruited. The response rate was therefore 22.4%. Further, 6 spouses of interviewees wanted to participate on their own initiative, although they were at first not selected. Because they were eligible based on inclusion criteria, they were also included. Finally, a total of 91 elderly gave their consent to participate in the study (figure 1).

Patient characteristics are given in table 1. The median age of the participants was 71.0 years, ranging from 65 to 91 years, 41.4% were female. The median number of medicines used was 6.0 (Interquartile Range (IQR) 4.0), most frequently used were medicines for cardiovascular diseases (ATC category C) (table 4).

Elderly's beliefs about medicines

Elderly showed strong beliefs in the necessity of their medicines, and less strong beliefs regarding concerns, overuse and harm (Table 2). However, a quarter of the patients indicated sometimes to worry of the long term effects of medication. In addition, almost a quarter of the patients agreed with the statement that all medicines are poison. Furthermore, 27.5% of the patients agreed with the statement that doctors use too many medicines. Finally, half of the patients (49.5%) agreed with the statement that if doctors had more time with patients they would prescribe fewer medicines.

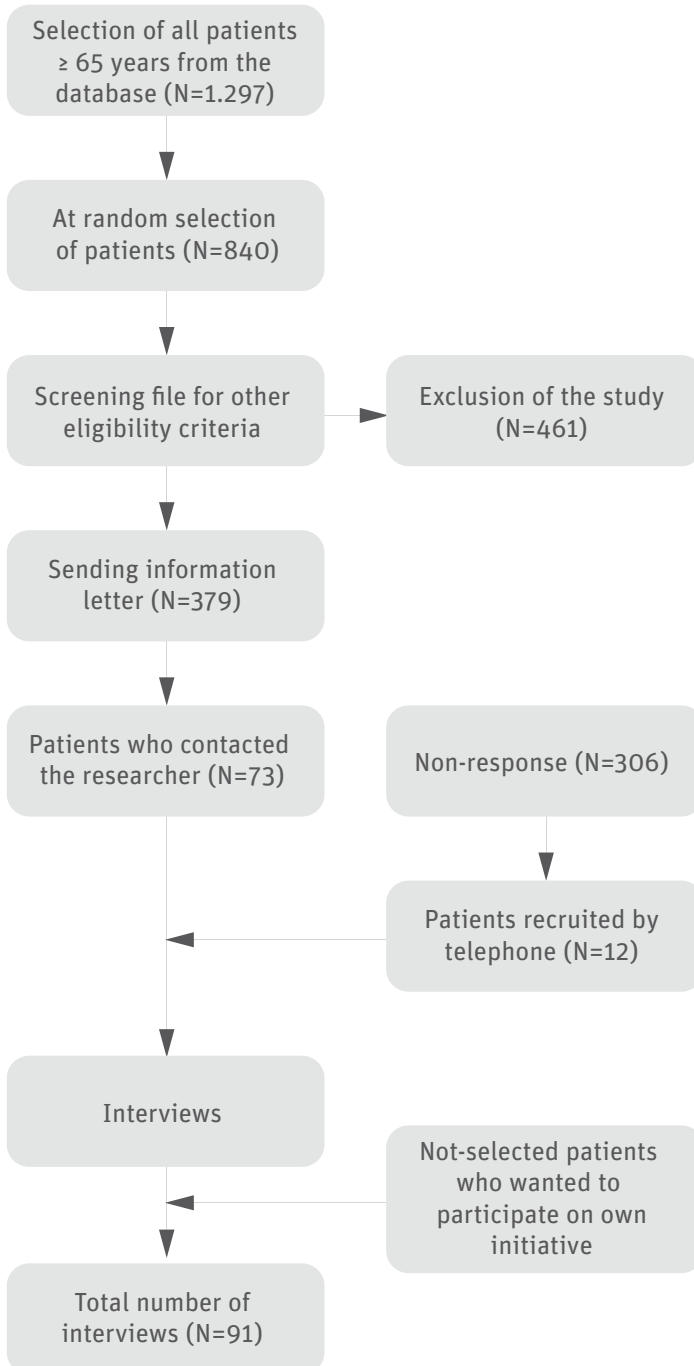
Figure 1 Study flowcart

Table 1 Characteristics of the participants (N=91)

Age (mean, sd)		72.7	6.2
		N	%
Age category	65-68	29	32
	69-75	31	34
	76-91	31	34
Sex	Male	53	58.2
	Female	38	41.8
Education	Elementary school	18	19.8
	Lower education	30	33.0
	Middle education	24	26.4
	Higher education	91	20.9
Living situation	Alone	18	19.8
	Not alone	73	80.2
Number of prescribed medicine (mean, sd)		6.7	3.6

Table 2. Beliefs about medicines of community dwelling older people (N=91)**Age (mean, sd)****Specific necessity (scale 5-25)**

- 1 My health at present depends on my medicines
- 3 My life would be impossible without my medication
- 4 Without my medication I would be very ill
- 7 My health in the future will depend on my medication
- 10 My medication protects me from becoming worse

Specific concerns (scale 5-25)

- 2 Having to take medication worries me
- 5 I sometimes worry about the long term effects of my medication
- 6 My medication is mystery to me
- 8 My medication disrupts my life
- 9 I sometimes worry about becoming too dependent on my medication

General harm (scale 4-20)

- 13 Most medicines are addictive
- 14 Natural remedies are safer than medicines
- 15 Medicines do more harm than good.
- 16 All medicines are poisons

General overuse (scale 4-20)

- 11 Doctors use too many medicines
- 12 People who take medicines should stop their treatment for a while every now and again.
- 17 Doctors place too much trust on medicines
- 18 If doctors had more time with patients they would prescribe fewer medicines.

Disagree		Neutral		Agree		Median
N	%	N	%	N	%	
						19.0
9	9.9	15	16.5	67	73.6	
23	25.3	31	34.1	37	40.7	
24	26.4	35	38.5	32	35.2	
11	12.1	15	16.5	65	71.4	
8	8.8	13	14.3	70	76.9	
						10.0
70	76.9	9	9.9	12	13.2	
60	65.9	8	8.8	23	25.3	
63	69.2	14	15.4	14	15.4	
81	89.0	4	4.4	6	6.6	
67	73.6	6	6.6	18	19.8	
						10.0
61	67.0	23	25.3	7	7.7	
35	38.5	37	40.7	19	20.9	
60	65.9	20	22.0	11	12.1	
38	41.8	32	35.2	21	23.1	
						12.0
45	49.5	21	23.1	25	27.5	
44	48.5	24	26.4	23	25.3	
26	28.6	32	35.2	33	36.3	
30	33.0	16	17.6	45	49.5	

Table 3. Beliefs about Medicines Questionnaire Scores versus age, gender and educational level

	BMQ subscales							
	Specific-Necessity Range 5-25		Specific-Concerns Range 5-25		General-Overuse Range 4-20		General-Harm Range 4-20	
Score for N=91; median (IQR)	19.0 (4.0)		10.0 (4.0)		12.0 (4.0)		10.0 (3.0)	
Age; ρ(P)	.028 (NS)		-.182 (NS)		-.004 (NS)		.051 (NS)	
Gender								
Male (N=53); median (IQR)	17.0 (5.0)	P=.014	10.0 (3.0)	P=NS	12.0 (5.0)	P=NS	10.0 (3.0)	P=NS
Female (N=38); median (IQR)	19.0 (4.0)		10.0 (4.0)		12.0 (4.0)		10.0 (3.0)	
Education								
Elementary school (N=18); median (IQR)	19.0 (4.0)		9.5 (4.0)		13.0 (4.0)		10.0 (2.0)	
Lower education (N=30); median (IQR)	19.0 (4.0)	P=.016	10.0 (3.0)		11.0 (3.0)		10.0 (3.0)	
Middle education (N=24); median (IQR)	19.0 (3.5)		10.0 (3.5)		12.5 (5.0)		10.0 (2.5)	
Higher education (N=19); median (IQR)	17.0 (5.0)		10.0 (4.0)		10.0 (6.0)		9.0 (3.0)	

The cut-off point for the Specific-Necessity scale and the Specific-Concerns scale is 15, the cut-off point for the General-Overuse scale and the General-Harm scale is 12. These cut-off points differentiate between strong and less strong beliefs in the concept that is measured by each subscale²⁵. N=number of participants; IQR= Interquartile Range; P=p-value, with level of significance 0.05. NS=not significant. Correlation with age: Spearman's rank correlation coefficient; with Gender: Mann-Whitney U test; With Education: Kruskal-Wallis test.

Table 4. Beliefs about medicines versus ATC category and number of prescribed medication

ATC category	Users	Specific-Necessity		Specific-Concerns		General-Overuse		General-Harm	
	N (%)	ρ	P**	ρ	P**	ρ	P**	ρ	P**
A Alimentary tract and metabolism	59 (64.8%)	.018 ^a		ns		ns		ns	
B Blood and blood forming organs	63 (69.2%)	ns		ns		ns		ns	
C Cardiovascular system	85 (93.4%)	ns		ns		ns		ns	
D Dermatologicals	10 (11.0%)	.033 ^a		ns		ns		ns	
G Genito-urinary and sex hormones	9 (9.9%)	ns		ns		ns		ns	
H Systemic hormonal prep, excluding sex hormones	14 (15.4%)	ns		ns		ns		ns	
J General anti-infectives for systemic use	6 (6.6%)	ns		ns		.008 ^b		ns	
L Antineoplastic and immunomodulating agents	4 (4.4%)	ns		ns		ns		ns	
M Musculo-skeletal system	20 (22.0%)	ns		ns		ns		ns	
N Nervous system	45 (49.5%)	ns		ns		ns		ns	
R Respiratory system	28 (30.8%)	ns		ns		ns		ns	
S Sensory organs	2 (2.2%)	.034 ^a		ns		ns		ns	
Number of medicines	Users	Specific-Necessity		Specific-Concerns		General-Overuse		General-Harm	
	N (%)	ρ	P**	ρ	P**	ρ	P**	ρ	P**
Prescribed medicines	91 (100.0%)	.501		.204	.052	-.038	ns	.080	ns

*Mann-Whitney U test; **Spearman's rank correlation; ns=not significant
 ATC category = therapeutic groups of medicines, following the WHO ATC classification⁵¹
 N=number of participants that used medicines for each category.
 %=percentage; ρ=Spearman's rho; P=p-value, with level of significance 0.05.
 a=P<0.05; b=P<0.01.

Beliefs versus age, gender, education, number of medicines and therapeutic indication.

Beliefs about medicines did not correlate with age. Men and women differed only significantly in beliefs about the necessity of their medicines, where women had stronger beliefs in the necessity (median= 19.0) than men (median =17.0).

Further, only beliefs about the necessity of medicines were associated with education ($P=0.016$).

Post hoc analysis using the Mann-Whitney U test, showed significantly stronger necessity beliefs ($P=0.007$) among participants with elementary school (median 19.0), compared to participants with high education (median= 17.0) (Table 3).

Table 4 shows that users of medicines for alimentary tract and metabolism (ATC category A) had significantly stronger beliefs in the necessity of their medicines, compared to non-users (users: median =19; non-users: median= 17.0), as well as users of dermatologicals (ATC category D) (users: median= 21.5; non-users: median= 18.0), and users of medicines for sensory organs (ATC category S) (users: median= 23.5; non-users: median =18.0).

Regarding the beliefs about overuse of medicines, users of general anti-infectives for systemic use (ATC category J) had less stronger beliefs than non-users (users: median =9.0; non-users: median =12.0). For the number of medicines, a small positive correlation was found between the score for the Specific-Necessity scale and respectively the number of prescribed medicines ($r=0.501$; $r^2=0.25$; $P=0.000$), and the total number of all medicines ($r=0.469$; $r^2=0.22$; $P=0.000$), where high numbers of medicines were associated with higher scores on the Specific-Necessity subscale.

Discussion

The results of this study showed that the elderly in the sample had strong beliefs in the necessity of their medicines, while beliefs in concerns, overuse and harm were less strong. Women had stronger beliefs in the necessity of medicines than man and participants with elementary school had stronger beliefs in the necessity of medicines compared to participants with high education. These strong beliefs in the necessity of their medicine will enhance the adherence^[25-33]. On the other hand, these strong beliefs could blind the elderly and the healthcare providers as well, for medication related problems which do occur frequently in this population^[9,11,53-56].

As suggested in an earlier study by Rogers^[57], heart failure patients had difficulties in differentiating disease- and drug related problems. And elderly patients in general tend to consider observed symptoms as an unavoidable part of aging instead of disease or drug related^[58]. Therefore, in contrast with the participants in the present study, patients who have stronger concerns may be more aware of unpleasant reactions and be more prejudiced towards their medication. Symptoms may be reported by patients before the occurrence of an adverse drug event. Therefore, older people should be made aware by the prescriber and provider

of the signs and symptoms of potential adverse drugs events. Good information about the difference between symptoms from disease or age and adverse drugs events by the prescriber and provider is hereby essential. Besides, other health-care workers like (homecare) nurses could play a role in educating patients about possible adverse drug events and helping them in differentiating adverse drugs events from disease symptoms and normal aging.

Previous studies from Sweden^[38,39] and New Zealand^[40], reported strong beliefs about the necessity, and less strong beliefs about concerns, overuse and harm of medicines, as well as in the present study.

In the study of Modig 93% of the patients agreed with the statement; “my medicines protect me from becoming worse” (versus 76.9% in the present study) and 79% of the patients agreed with the statement ‘my health depends on my medicines’ (versus 71.4% in the present study). However, in the study of Modig only 34 patients were involved. In another study, from Germany^[33], also positive beliefs concerning the necessity of medicines were found with the help of the BMQ. However, also participants with ages lower than 65 years were included. These studies support the results of the present study.

On the other hand, there are studies demonstrating that elderly have negative beliefs, like medicines being expensive^[28] and confusing^[39,41]. Furthermore, elderly are concerned about long-term effects and dependency^[41], about interactions, whether medicines are ‘good’ for the body, and adverse effects^[40,41]. Negative attitudes also referred to the negative impact of medication on quality of life^[42]. These conflicting results with our study emphasize the importance of individual insight in the patients’ beliefs about medication.

The association between gender and attitudes about medicines was also subject in a previous study^[59]. In that study, men and women did not differ in their positive attitudes (instead of beliefs), however, women were often more negative to drugs than were men. In another study, where the BMQ was used^[39], no association between gender was found. This could be due to differences in sample size, and differences in age of the included participants 20 years and over^[59] against 65 years and over^[39].

In the same study^[59] beliefs about medicines were associated with educational level. Participants with high education were more positive to medicines than participants with lower education, contrary to our results. However, attitude and beliefs are different constructs. Therefore, these results cannot be compared to the results in the present study.

The results of the present study indicate that for certain therapeutic indications of medicines, differences in beliefs exist between users and non-users. A possible reason for these findings could be the purpose of the medicines. For example, some medicines are prescribed for diseases that can give complaints when not treated, like diabetes mellitus. Hence, patients possibly are more aware of the need for these medicines, rather than, for example, treatment with medicines for cardiovascular diseases, which are often prescribed preventive. However, then

the expectation would be that, for example, users of medicines for respiratory diseases also have other beliefs than non-users of these medicines. This result was not found in the present study, possibly due to the large differences in numbers of users for each ATC category.

The results of the present study must be interpreted with caution because of the fact that, although patients were selected at random, they were included by convenience, because they had to respond to an invitation letter. It is possible that more vital patients were included which could have led to an overestimation of the results. Further, the response was small, which may have caused bias in the results, and it may have undermined the representativeness of the sample. However, our sample size was significant larger than earlier studies (Modig et al: n=34; Mahler et al: n=33).

The strength of the study was the use of a validated instrument during a personal interview. Interviews were chosen as the data collection method, because they form the most respected method to collect survey data, because of the quality of information they yield^[45]. Further, self-administered questionnaires are not appropriate for certain populations, for example elderly^[45].

Conclusion

Elderly have strong beliefs in the necessity of their medicines, with less strong beliefs in aspects like concerns, harm, and overuse. Women, low educated participants and users of ATC category A, D and S had stronger beliefs in the necessity of their medicine than man, high educated participants and non-users of ATC category A,D, and S. However, these strong beliefs could blind the elderly for adverse drug events. Good information about the difference between signs and symptoms of normal aging, disease or potential adverse drug events by the prescriber and provider is hereby essential as well as awareness of professionals of the possible neglect of elderly regarding medication related problems. Insight in the patients' beliefs about medication could be an important part of an individualized intervention in early recognition of drug related problems.

Conflict of interest:

Nothing to disclose.

References

- (1) Sabeté E. *Adherence to long-term therapies: evidence for action*. 2003.
- (2) Turnheim K. *When drug therapy gets old: pharmacokinetics and pharmacodynamics in the elderly*. *Exp Gerontol* 2003 Aug;38(8):843-853.
- (3) Mangoni AA, Jackson SH. *Age-related changes in pharmacokinetics and pharmacodynamics: basic principles and practical applications*. *Br J Clin Pharmacol* 2004 Jan;57(1):6-14.
- (4) Bates DW, Cullen DJ, Laird N, Petersen LA, Small SD, Servi D, et al. *Incidence of adverse drug events and potential adverse drug events. Implications for prevention. ADE Prevention Study Group*. *JAMA* 1995 Jul 5;274(1):29-34.
- (5) Runciman WB, Roughead EE, Semple SJ, Adams RJ. *Adverse drug events and medication errors in Australia*. *Int J Qual Health Care* 2003 Dec;15 Suppl 1:i49-59.
- (6) Thomsen LA, Winterstein AG, Sondergaard B, Haugbolle LS, Melander A. *Systematic review of the incidence and characteristics of preventable adverse drug events in ambulatory care*. *Ann Pharmacother* 2007 Sep;41(9):1411-1426.
- (7) Schnittker J, Karandinos G. *Methuselah's medicine: pharmaceutical innovation and mortality in the United States, 1960-2000*. *Soc Sci Med* 2010 Apr;70(7):961-968.
- (8) Parsons C, Lapane K, Kerse N, Hughes C. *Prescribing for older people in nursing homes: a review of the key issues*. *Int J Older People Nurs* 2011 Mar;6(1):45-54.
- (9) Hanlon JT, Schmader KE, Koronkowski MJ, Weinberger M, Landsman PB, Samsa GP, et al. *Adverse drug events in high risk older outpatients*. *J Am Geriatr Soc* 1997 Aug;45(8):945-948.
- (10) Roughead EE, Gilbert AL, Primrose JG, Sansom LN. *Drug-related hospital admissions: a review of Australian studies published 1988-1996*. *Med J Aust* 1998 Apr 20;168(8):405-408.
- (11) Field TS, Gurwitz JH, Harrold LR, Rothschild J, DeBellis KR, Seger AC, et al. *Risk factors for adverse drug events among older adults in the ambulatory setting*. *J Am Geriatr Soc* 2004 Aug;52(8):1349-1354.
- (12) Fick DM, Cooper JW, Wade WE, Waller JL, Maclean JR, Beers MH. *Updating the Beers criteria for potentially inappropriate medication use in older adults: results of a US consensus panel of experts*. *Arch Intern Med* 2003 Dec 8-22;163(22):2716-2724.
- (13) Gallagher P, O'Mahony D. *STOPP (Screening Tool of Older Persons' potentially inappropriate Prescriptions): application to acutely ill elderly patients and comparison with Beers' criteria*. *Age Ageing* 2008 Nov;37(6):673-679.
- (14) Anderson K, Jue SG, Madaras-Kelly KJ. *Identifying patients at risk for medication mismanagement: using cognitive screens to predict a patient's accuracy in filling a pillbox*. *Consult Pharm* 2008 Jun;23(6):459-472.
- (15) Dalleur O, Spinewine A, Henrard S, Losseau C, Speybroeck N, Boland B. *Inappropriate prescribing and related hospital admissions in frail older persons according to the STOPP and START criteria*. *Drugs Aging* 2012 Oct;29(10):829-837.
- (16) Royal S, Smeaton L, Avery AJ, Hurwitz B, Sheikh A. *Interventions in primary care to reduce medication related adverse events and hospital admissions: systematic review and meta-analysis*. *Qual Saf Health Care* 2006 Feb;15(1):23-31.

- (17) Lenaghan E, Holland R, Brooks A. *Home-based medication review in a high risk elderly population in primary care--the POLYMED randomised controlled trial*. *Age Ageing* 2007 May;36(3):292-297.
- (18) Stuijt CC, Franssen EJ, Egberts AC, Hudson SA. *Appropriateness of prescribing among elderly patients in a Dutch residential home: observational study of outcomes after a pharmacist-led medication review*. *Drugs Aging* 2008;25(11):947-954.
- (19) Vinks TH, Egberts TC, de Lange TM, de Koning FH. *Pharmacist-based medication review reduces potential drug-related problems in the elderly: the SMOG controlled trial*. *Drugs Aging* 2009;26(2):123-133.
- (20) Laaksonen R, Duggan C, Bates I. *Performance of community pharmacists in providing clinical medication reviews*. *Ann Pharmacother* 2010 Jul-Aug;44(7-8):1181-1190.
- (21) Ulfvarson J, Mejyr S, Bergman U. *Nurses are increasingly involved in pharmacovigilance in Sweden*. *Pharmacoepidemiol Drug Saf* 2007 May;16(5):532-537.
- (22) Bergqvist M, Ulfvarson J, Karlsson EA. *Nurse-led medication reviews and the quality of drug treatment of elderly hospitalized patients*. *Eur J Clin Pharmacol* 2009 Nov;65(11):1089-1096.
- (23) Blozik E, Born AM, Stuck AE, Benninger U, Gillmann G, Clough-Gorr KM. *Reduction of inappropriate medications among older nursing-home residents: a nurse-led, pre/post-design, intervention study*. *Drugs Aging* 2010 Dec 1;27(12):1009-1017.
- (24) Corbett CF, Setter SM, Daratha KB, Neumiller JJ, Wood LD. *Nurse identified hospital to home medication discrepancies: implications for improving transitional care*. *Geriatr Nurs* 2010 May-Jun;31(3):188-196.
- (25) Horne R, Weinman J. *Patients' beliefs about prescribed medicines and their role in adherence to treatment in chronic physical illness*. *J Psychosom Res* 1999 Dec;47(6):555-567.
- (26) Aikens JE, Nease DE, Jr, Nau DP, Klinkman MS, Schwenk TL. *Adherence to maintenance-phase antidepressant medication as a function of patient beliefs about medication*. *Ann Fam Med* 2005 Jan-Feb;3(1):23-30.
- (27) Clifford S, Barber N, Horne R. *Understanding different beliefs held by adherers, unintentional nonadherers, and intentional nonadherers: application of the Necessity-Concerns Framework*. *J Psychosom Res* 2008 Jan;64(1):41-46.
- (28) Lau DT, Briesacher BA, Mercaldo ND, Halpern L, Osterberg EC, Jarzabowski M, et al. *Older patients' perceptions of medication importance and worth: an exploratory pilot study*. *Drugs Aging* 2008;25(12):1061-1075.
- (29) Menckeborg TT, Bouvy ML, Bracke M, Kaptein AA, Leufkens HG, Raaijmakers JA, et al. *Beliefs about medicines predict refill adherence to inhaled corticosteroids*. *J Psychosom Res* 2008 Jan;64(1):47-54.
- (30) Hayes TL, Larimer N, Adami A, Kaye JA. *Medication adherence in healthy elders: small cognitive changes make a big difference*. *J Aging Health* 2009 Jun;21(4):567-580.
- (31) Oladimeji O, Farris KB, Urmie JG, Doucette WR. *Symptomatology, attribution to medicines, and symptom reporting among Medicare enrollees*. *Res Social Adm Pharm* 2009 Sep;5(3):225-233.

- (32) Dalebout GM, Broadbent E, McQueen F, Kaptein AA. *Intentional and unintentional treatment nonadherence in patients with systemic lupus erythematosus*. *Arthritis Care Res (Hoboken)* 2011 Mar;63(3):342-350.
- (33) Mahler C, Hermann K, Horne R, Jank S, Haefeli WE, Szecsenyi J. *Patients' beliefs about medicines in a primary care setting in Germany*. *J Eval Clin Pract* 2012 Apr;18(2):409-413.
- (34) Weingart SN, Gandhi TK, Seger AC, Seger DL, Borus J, Burdick E, et al. *Patient-reported medication symptoms in primary care*. *Arch Intern Med* 2005 Jan 24;165(2):234-240.
- (35) Manesse CK, Derkx FH, de Ridder MA, Man in 't Veld AJ, van der Cammen TJ. *Do older hospital patients recognize adverse drug reactions?* *Age Ageing* 2000 Jan;29(1):79-81.
- (36) Vliet van MJ, Schuurmans MJ, Grypdonck MH, Duijnste MS. *Improper intake of medication by elders--insights on contributing factors: a review of the literature*. *Res Theory Nurs Pract* 2006 Spring;20(1):79-93.
- (37) Fishbein M AI editor. Chapter 1: Introduction. *Belief, attitude, intention and behavior. An introduction to theory and research*. Reading Massachusetts: Addison-Wesley Publishing Company; 1975.
- (38) Westerbotn M, Hilleras P, Fastbom J, Aguero-Torres H. *Factors influencing the handling of medicines among very old people living at home in an urban area*. *Aging Clin Exp Res* 2006 Dec;18(6):497-502.
- (39) Modig S, Kristensson J, Ekwall AK, Hallberg IR, Midlov P. *Frail elderly patients in primary care--their medication knowledge and beliefs about prescribed medicines*. *Eur J Clin Pharmacol* 2009 Feb;65(2):151-155.
- (40) Tordoff J, Simonsen K, Thomson WM, Norris PT. "It's just routine." *A qualitative study of medicine-taking amongst older people in New Zealand*. *Pharm World Sci* 2010 Apr;32(2):154-161.
- (41) Moen J, Bohm A, Tillenius T, Antonov K, Nilsson JL, Ring L. "I don't know how many of these [medicines] are necessary." - a focus group study among elderly users of multiple medicines. *Patient Educ Couns* 2009 Feb;74(2):135-141.
- (42) EM Ybanez-Blomstrom. *The essence of the experience of polypharmacy in the life-world of the community-dwelling elder*. Galveston: University of Texas Medical Branch Graduate School of Biomedical Sciences; 2008.
- (43) Horne R, Weinman J, Hankins M. *The Beliefs about Medicines Questionnaire. The Development and Evaluation of a New Method for Assessing the Cognitive Representation of Medication*. *Psychol Health* 1999;01(14):1-24.
- (44) van Meijel B, Gamel C, van Swieten-Duijffes B, Grypdonck MH. *The development of evidence-based nursing interventions: methodological considerations*. *J Adv Nurs* 2004 Oct;48(1):84-92.
- (45) Polit DF, Beck CT. *Nursing Research - generating and assessing evidence for nursing practice*. 8th edition ed. Philadelphia: Lippincott Williams & Wilkins. A Wolters Kluwers Business; 2008.
- (46) Ruppam TM, Dobbels F, De Geest S. *Medication beliefs and antihypertensive adherence among older adults: a pilot study*. *Geriatr Nurs* 2012 Mar-Apr;33(2):89-95.

- (47) Smedt de RH, Denig P, van der Meer K, Haaijer-Ruskamp FM, Jaarsma T. *Self-reported adverse drug events and the role of illness perception and medication beliefs in ambulatory heart failure patients: A cross-sectional survey*. Int J Nurs Stud 2011 Dec;48(12):1540-1550. \
- (48) Geffen van EC, Philbert D, van Boheemen C, van Dijk L, Bos MB, Bouvy ML. *Patients' satisfaction with information and experiences with counseling on cardiovascular medication received at the pharmacy*. Patient Educ Couns 2011 Jun;83(3):303-309.
- (49) Koster ES, Raaijmakers JA, Vijverberg SJ, Maitland-van der Zee AH. *Inhaled corticosteroid adherence in paediatric patients: the PACMAN cohort study*. Pharmacoepidemiol Drug Saf 2011 Oct;20(10):1064-1072.
- (50) Koster ES, Wijga AH, Koppelman GH, Postma DS, Brunekreef B, De Jongste JC, et al. *Uncontrolled asthma at age 8: the importance of parental perception towards medication*. Pediatr Allergy Immunol 2011 Aug;22(5):462-468.
- (51) WHO, Collaborating Centre for Drugs Statistics Methodology. *ATC DDD index 2012*. 2011; Available at: http://whocc.no/atc_ddd_index/. Accessed april, 24, 2012.
- (52) Griens AMGF, Janssen JM, Kroon JDL, Lukaart JS, van der Vaart RJ. *Data en feiten 2011. Het jaar 2010 in cijfers*. 2011; Available at: <http://www.sfk.nl/pdf-documenten/data-enfeiten/data-enfeiten-2011>. Accessed april 24, 2012.
- (53) Routledge PA, O'Mahony MS, Woodhouse KW. *Adverse drug reactions in elderly patients*. Br J Clin Pharmacol 2004 Feb;57(2):121-126.
- (54) Tangiisuran B, Wright J, Van der Cammen T, Rajkumar C. *Adverse drug reactions in elderly: challenges in identification and improving preventative strategies*. Age Ageing 2009 Jul;38(4):358-359.
- (55) Peron EP, Marcum ZA, Boyce R, Hanlon JT, Handler SM. *Year in review: medication mishaps in the elderly*. Am J Geriatr Pharmacother 2011 Feb;9(1):1-10.
- (56) Petrovic M, van der Cammen T, Onder G. *Adverse drug reactions in older people: detection and prevention*. Drugs Aging 2012 Jun 1;29(6):453-462.
- (57) Rogers A, Addington-Hall JM, McCoy AS, Edmonds PM, Abery AJ, Coats AJ, et al. *A qualitative study of chronic heart failure patients' understanding of their symptoms and drug therapy*. Eur J Heart Fail 2002 Jun;4(3):283-287.
- (58) Lampela P, Hartikainen S, Sulkava R, Huupponen R. *Adverse drug effects in elderly people - a disparity between clinical examination and adverse effects self-reported by the patient*. Eur J Clin Pharmacol 2007 May;63(5):509-515.
- (59) Isacson D, Bingefors K. *Attitudes towards drugs. A survey in the general population*. Pharm. World Sci. 2002;24(3):104-110.



Chapter 2.2

Medication Management Capacity in relation to cognition and self-management skills in community-dwelling older people with polypharmacy

Carolien GM Sino, Maaïke Sietzema, Toïne CG Egberts and Marieke J Schuurmans

Accepted for publication
Journal of Nutrition, Health and Aging,
Published online July 2013

Abstract

Objective: to determine the medication management capacity of independently living older people (≥ 75 years) on polypharmacy (≥ 5 medications) in relation to their cognitive- and self-management skills.

Design: cross-sectional study

Setting: two homecare organizations in the Netherlands

Participants: homecare clients aged 75 and older on polypharmacy (N=95).

Measurements: The primary outcome measure was medication management capacity, quantified as the number of 'yes' answers (range = 0-17) on the Medication Management Capacity (MMC) questionnaire. Other measures included self-management ability (assessed with the SMAS30) and cognitive skills (assessed with the clock drawing test).

Results: Overall, 48.4% (n= 46) of the participants were able to manage their medication by themselves at home. About 40% of the participants were unable to state the names of their medications, even with the aid of a medication list, and about 25% reported having problems with opening medication packages. Correlations were found between self-management ability ($R_s = 0.473$; $p < 0.001$), cognitive skills ($R_s = 0.372$; $p < 0.001$), and age ($R_s = 0.216$; $p < 0.005$) and Medication Management Capacity score. Self-management ability and medication management support were significantly associated with medication management capacity.

Conclusion: A considerable proportion of independently living older people who receive homecare and regularly use five or more medications lack the knowledge and skills needed to independently manage their own medications. Cognition and self-management ability were related to medication management capacity. Self-management ability and medication management support were predictors of medication management capacity.

Introduction

In primary care, medications are usually prescribed by a general practitioner, provided by a pharmacist, and then self-administered by the patient. Although this should result in a well-controlled system, this is often not the case^[1]. Older people often use multiple medications because of age-related morbidities^[2] and are consequently more prone to developing medication-related problems^[3,4]. Older people who live independently have to manage their medication themselves. There are no professionals to supervise their medication use to prevent the potential consequences of medication misuse, such as unintentional harm, hospital admission or even death^[5], as compared to the situation in hospitals or nursing homes. Managing one's medications has been recognized as an important everyday function and is essential for safe, independent living^[6]. The question is if older people are able to manage their medication.

According to Maddigan et al.,^[7] the capacity to manage one's own medication can be defined as the cognitive and functional ability to self-administer a medication regimen as prescribed. In turn, a person's capability to do so is dependent on his/her ability to carry out a complex task. In this case, the task includes obtaining and scheduling medications, dealing with changes in medication, knowing when to contact the healthcare provider regarding problems related to the medication, and understanding what to do in case of missed or late doses^[8]. In a retrospective chart review study (n=301), cognition and medication regimen complexity were found to be important predictors of medication management capacity, evaluated as the number of medication errors made by patients^[7,9], with any deviation from the prescribed dosing schedule being considered a medication error. Another study found cognitive impairment to compromise the ability of older people to successfully manage medications after hospitalization^[9].

According to Bergman-Evans^[10], self-treatment, lack of coordinated care, recent discharge from hospital, impaired cognitive status, and a complicated medication regimen all contribute to medication mismanagement by older people. Although there is evidence of a relationship between cognition and medication-related problems^[4,8-11], to our knowledge little is known about the relationship between self-management ability and medication management capacity. If a person's self-management skills, defined as the ability to maintain control over one's life and well-being^[12], deteriorate, then that person may be more likely to make errors in complex tasks such as medication management.

The purpose of this study was to determine the medication management capacity of older old patients living at home and who were on polypharmacy (≥ 5 medications) in relation to their cognitive and self-management skills.

Methods

Design, setting, and participants

This cross-sectional study involved older patients receiving homecare services from two different Dutch homecare organizations, one of which is located in the northern area of the country (rural area), while the other is in the middle of the country (urban area). The study population consisted of a random sample of 95 patients who regularly used five or more prescription drugs daily, who were 75 years of age or older, and who gave their informed consent. The homecare organizations provided lists of their clients aged 75 years or older, and then these patients were contacted at random by telephone, to obtain a representative sample. They were asked whether they used five or more different prescription drugs regularly, and if so, they were sent or given a newsletter about the study. Individuals willing to participate in the study were interviewed at home by a trained research assistant. Data were collected between January and April 2010.

Ethical aspects

Participation in the survey was voluntary, and the anonymity of the participants was guaranteed under the Data Protection Act. The newsletter provided patients with information about the study (aim, duration), expected benefits, data confidentiality, right to refuse to participate, and right to withdraw from the study at any time. The patients provided verbal consent during a telephone conversation.

Measurements

Medication management capacity (MMC)

Despite many attempts to develop a standardized, objective, quantitative measure of peoples' ability to manage their own medications^[13], there are currently no reliable and valid instruments available to assess this. In the Netherlands, the MMC (which is known as the Beoordeling Eigen Medicatie (BEM) instrument in Dutch) was developed for use in nursing homes by the Dutch Institute for Responsible Medication Use (IVM)^[14]. Although this instrument has not been validated, it is used as standard practice in the Netherlands to determine what kind of medication support nursing home patients require. It is also used by many homecare organizations.

For these reasons, the MMC was used to assess knowledge and skills that are relevant to managing and using drugs correctly among elderly people living at home. The original Dutch BEM instrument consists of a general section and a specific section. The general section, which was used in this study, contains 17 statements addressing the management and use of medications (Table II). The statements can be answered with 'yes', 'no' or 'not applicable'. If the answer is 'yes', the patient is considered to have the required knowledge and/or is able to perform the act independently.

The total score on the MMC is the number of times the answer 'yes' is scored, which ranges from 0–17, with 17 reflecting an optimal medication management capacity.

The patients were divided into two groups, based on a median MMC score of 13: capable (>50% yes on the MMC) and less capable (< 50% yes on the MMC).

Cognitive skills

The clock drawing test (CDT) was used to assess cognitive skills. The CDT is a validated instrument to screen cognitive function and it is the second most commonly used test to screen for dementia. In a meta-analysis, the sensitivity and specificity of the CDT scoring system were both found to be 85%, based on CDT scores documented between 1983 and 1998^[15]. The CDT requires visual analysis, motor performance, attention capacity, semantic knowledge, and language comprehension. Patients were asked to draw a clock set to 10 past 11.

The results of the CDT were analyzed by two researchers independently and an assessment was reached based on consensus agreement. Scores range from 0–5, with 1 point being awarded for correct clock shape, all figures in the correct order, all figures in the right place, two hands present, and the correct time depicted. There are several scoring systems for the CDT, with the dichotomous system (the clock is correct = 1 point or the clock is not correct = 0 points) being recommended for its simplicity. On the basis of study by Kørner et al.,^[16] the CDT scores were dichotomized into CDT = 5 and CDT < 5.

Self-management ability

Self-management ability was measured using version 2 / 2008 of the Self-Management Ability Scale (SMAS30)^[12], an instrument developed and validated by Schuurmans et al.,^[17].

The SMAS30 is based on theories of successful aging and measures the ability of elderly adults to maintain control over their lives and wellbeing.

The SMAS30 contains 30 Likert-scale questions and is divided into six subscales: initiative, self-efficacy, investment behavior, perspective, multi-functionality, and variety. Each subcategory includes five questions. Although theoretically these six types of self-management ability can be distinguished, they are not assumed to be independent. The SMAS30 is internally consistent (Cronbach's $\alpha = 0.90$)^[12]. The SMAS30 questions were presented to participants verbally.

For each of the six subcategories, the mean and the percentage of the maximum score were calculated. The total SMAS30 score is the mean of the six subscales and ranges from 0 to 100. It is expressed as a percentage of the maximum score, with 100% reflecting optimal self-management ability. The SMAS score was divided into a low score (≤ 42.17), a medium score (> 47.17 and ≤ 55.0), and a high score (> 55.00).

Statistics

Basic characteristics were quantified using descriptive statistics. Medication management support was dichotomized and measured as 'yes' (I receive support in medication management from (in)formal caregivers and/or homecare organization) or 'no' (I do not receive any support in medication management). Missing values in the CDT (N=8) were excluded from analyzes. Correlations between the total score on the MMC and age, gender, the number of medications received, the total SMAS30 score, the CDT score, and educational level were determined using Spearman's rank correlation coefficient (for ordinal variables) and Cramers V (for nominal variables). To gain a better understanding of medication management, the MMC was further analyzed using the biserial correlation coefficient. Because the MMC is not validated, Cronbach's α was used to determine the internal consistency of the instrument.

The following variables were univariately analyzed in relation to MMC: age, gender, number of medications, self-management ability, cognition, living situation, medication support and educational level.

The criterion for statistical significance for the entry of variables into the final model was $\alpha = 0.05$; selected variables were examined in a univariate analysis using a logistic regression model with the Enter method.

The data were analyzed using SPSS software (version 20.0 for Windows).

Results

Of the 134 homecare patients who met the inclusion criteria (age ≥ 75 years, \geq medications), 95 participated in the study (70%).

Thirty-nine patients did not give informed consent, but were not asked why they did not participate, as agreed with the homecare organizations.

Thirty-two participants were men, and the mean number of medications used was 9.3 (range 5-18) (Table 1). The Clock Drawing Test, used as an indicator for cognitive skills, was completed by 87 (91.5%) patients, and 46 (52.9%) had the maximal score. There were eight missing values: patients did not draw a clock for unclear reasons (n=3), arm paralysis (n=3), or poor vision (n=2). SMAS30 data were available for all 95 patients. The mean total score for all six items of the SMAS30 was 51.1 (SD 13.7, range 27.8–94.5) which means the half of the maximum self-management ability score. The subscales with the highest scores were 'Self-Efficacy' and a 'Positive Frame of Mind' which indicates confidence in own self-management abilities of the participants. 'Variety of resources' had the lowest score which indicates a lack of informal care (spouses, siblings and friends as resources for affection).

Table I Baseline characteristics of the study population (n=95)

	Participants	%
Gender		
Female	63	66.3
Age category		
65-68	30	31.6
69-75	30	31.6
76-91	35	36.8
Mean age (range)	84.1 (75-101)	
Number of medications		
5-7.	25	26.3
8-10	41	43.2
>10	29	30.5
Mean number of medications (range)	9.2 (5-18)	
Living situation		
Alone	63	66.3
Not alone (together with partner or child)	32	33.7
Highest education Level		
Elementary school	36	37.9
Lower education	23	24.2
Secondary education	24	25.3
Higher education	12	12.6
Medication management support		
None	43	45.3
Only from informal caregiver	16	16.8
Only from homecare organization	31	32.6
From informal caregiver and homecare organization	5	5.3
Self-management ability	Mean	Range (0-100)
Overall Self-management ability score	51.1	29-95
Mean subscales		
Taking initiative	46.6	4-92
Self-efficacy	68.7	30-100
Investment behavior	48.8	12-100
Positive frame of mind	60.7	20-100
Multi-functionality	32.4	0-100
Variety	49.3	28-88
Cognition	N=87	%
Clock Drawing Test Score 1	4	4.2
Clock Drawing Test Score 2	8	8.4
Clock Drawing Test Score 3	12	12.6
Clock Drawing Test Score 4	17	17.9
Clock Drawing Test Score 5	46	52.9

Remarks:

The number of drugs includes the number of tablets, powders, injections, drops, potions, plasters, ointments and creams, sprays, patches, suppositories and shampoo

Education is divided into four categories: lowest (primary school), low (e.g., LEAO and home economics), secondary (including junior high school) and high (HBS & MMS).

Caregivers included: sons/daughters (n = 26), partners (n = 12), acquaintances (n = 6), sisters (n = 1) and cousins (n = 1)

Medication support consisted of managing, controlling, handling, preparing, ordering, restocking, contacting the general practitioner and pharmacy, and administering and collecting of medicines.

Clock Drawing Test Score: 1 point for correct clock shape, 1 point for all figures in the correct order, 1 point for all figures in the right place, 1 point for two hands present, 1 point for the correct time depicted. Five points means optimal cognition

Medication management capacity (MMC)

The internal consistency of the 17-item MMC was good (Cronbach's $\alpha = 0.86$).

The median score was 13, 51.6% ($n = 49$) of the patients were capable to manage their own medication. About 40% of participants were unable to tell which medications they used, even with the aid of a medication list, and 50% did not check their medications after delivery. In addition, 50% of the patients did not contact their GP or pharmacy when they thought that something was wrong with their medication. Nearly 25% of the patients indicated having problems opening drug packaging. Fewer than 50% of the patients checked the medication expiry date; however, most patients said they never used medications past their expiry date (Table II).

Age was correlated with the MMC score ($R_s = 0.216$; $p < 0.005$), indicating that MMC decreases with increasing age. Self-management ability ($R_s = 0.473$; $p < 0.001$) as shown in figure 1 and cognitive skills ($R_s = 0.372$; $p < 0.001$) were correlated with the MMC score. Patients with medication support scored lower on the SMAS30 (46.9; $sd=11.8$) than did patients without medication support (SMAS30=56.2; $sd=14.3$) (Data not shown in table). A significant biserial correlation with self-management was found for 8 of the 17 questions (Table II). Patients receiving medication support from an informal caregiver or the homecare organization scored lower on the CDT (3.7; $sd=1.4$) than patients without medication support

(CDT=4.5; $sd=0.8$). For 13 of the 17 questions in the MMC, a significant biserial correlation with cognition was found. There were 31 participants who stated to take medications that do not have to be taken daily, but for example weekly. Therefore, for 64 participants the statement 13 was inapplicable (Table II).

In the univariate analysis, only self-management ability and medication management support were significantly related with the MMC score. A high self-management score (> 55.00) was associated with a 22.0-fold (CI 6.1–83.0) higher likelihood of being able to manage medications as compared with the reference SMAS score of ≤ 42.17 .

Patients without medication management support had a 9.9-fold (CI 3.9–25.5) higher likelihood of being able to manage their medications compared with patients with medication management support from homecare personnel or family.

Table II. Medication management capacity as related to cognition and self-management (n=95)

- 1 I know what medication I use (possibly using a drug list)
- 2 I know the names of my family doctor and pharmacy
- 3 I can easily operate my phone
- 4 I make sure I order the medication on time in my house
- 5 I contact the pharmacy if my medication is not delivered (on time) or ask somebody to contact the pharmacy for me
- 6 I can easily read the pharmacy label on the packaging
- 7 I make sure the right drugs are delivered
- 8 I know how to distinguish between the different drugs I use
- 9 I contact my family doctor or pharmacy when I think something is wrong with my medication (name, strength, dosage) or ask someone to contact them for me
- 10 I contact my doctor when I think that a drug does not work or ask somebody to contact them for me
- 11 I contact my family doctor if I get unusual symptoms or ask somebody to contact them for me
- 12 I can get my medication out of the package (open boxes, free medicines from blister print, open and close bottles or, (Baxter) bags)
- 13 If I do not take medication daily, I take it on the correct days
- 14 I use my medication at the right times
- 15 I check the expiry date of my medication after opening
- 16 I never use old drugs
- 17 I follow the instructions on the label exactly (E.g., to be taken during a meal, with no milk, or not in combination with grapefruit juice)

*Correlation is significant at $p < 0.05$ level (2-tailed)

	Yes (N)	%	Correlation with cognition	P-value	Correlation self-management	P-value
	58	61.1	0.4	0.001*	0.4	0.000*
	86	90.5	0.4	0.000*	0.2	0.064
	88	92.6	0.2	0.025*	0.2	0.093
	57	60.0	0.4	0.000*	0.2	0.024*
	64	67.4	0.3	0.002*	0.3	0.001*
	81	85.3	0.1	0.348	0.1	0.884
	48	50.5	0.2	0.052	0.4	0.000*
	49	51.6	0.3	0.013*	0.4	0.000*
	52	54.7	0.3	0.004*	0.4	0.000*
	64	67.4	0.3	0.004*	0.1	0.198
	65	68.4	0.3	0.004*	0.2	0.061
	75	78.9	0.3	0.002*	0.3	0.010*
	28	29.5	0.0	0.875	0.0	0.833
	76	80.0	0.3	0.002*	0.3	0.004*
	37	38.9	0.3	0.005*	0.1	0.160
	91	95.8	0.0	0.921	0.0	0.630
	79	83.2	0.3	0.013*	0.175	0.091

Table III Factors related to the medication management capacity (n=95)

Predictor variable	Unadjusted (univariate)		
	OR	CI 95%	
Age	0.94	0.87	1.01
Gender ^a	1.95	0.82	4.67
Number of medications	1.00	0.87	1.15
Self-management ability score in tertiles:			
Low (Score \leq 42.17)	1	reference	
High (Score $>$ 55.0)	22.50	6.10	83.02
Medium (Score $>$ 42.17 and \leq 55.0)	5.40	1.66	17.56
Clock drawing test			
Score $<$ 5	1	reference	
Score 5	2.01	0.85	4.72
Education			
Level:			
Lowest	1	reference	
Low	2.04	0.71	5.91
Moderate	1.86	0.65	5.29
Highest	1.57	0.42	5.85
Medication Management Support ^b	9.90	3.85	25.50
Living situation ^c	1.61	0.68	3.81

a. Coding male as the reference in logistic regression analysis.

b. Coding no medication management support as reference in logistic regression analysis

c. Coding living alone as the reference in logistic regression analysis

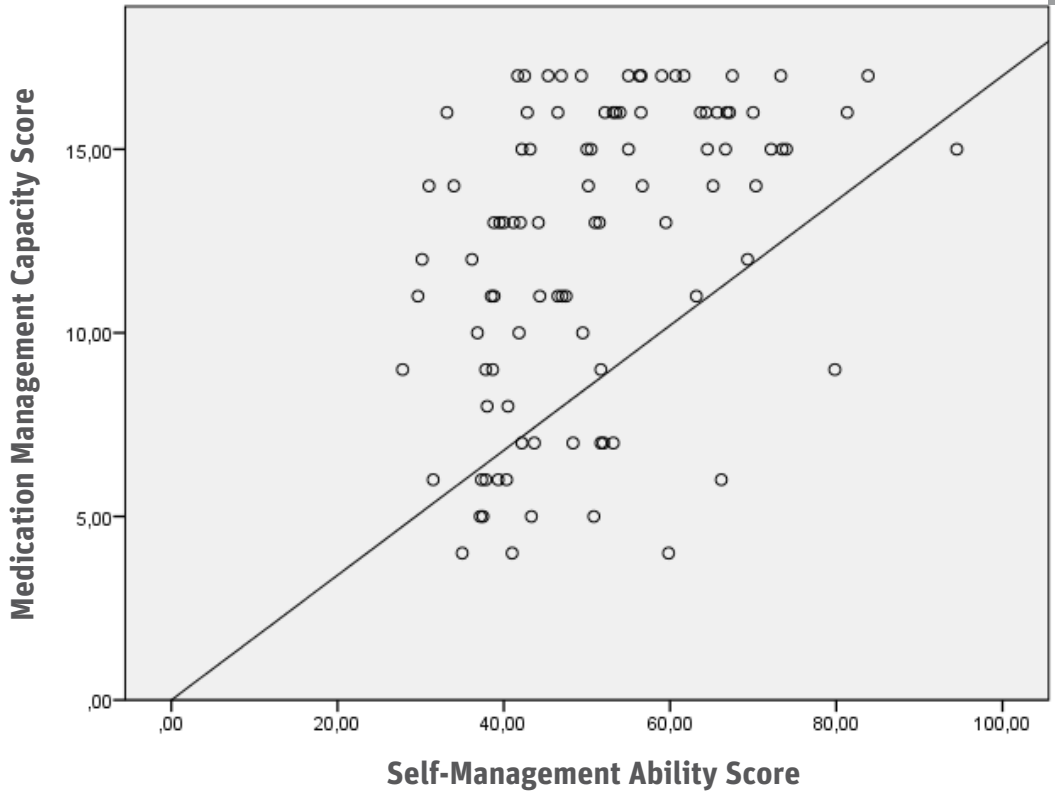


Figure 1 The association between Self-Management Ability and Medication Management Capacity.

Discussion

Nearly half of the elderly patients included in this study were not able to manage their medications. If older homecare patients do not know what medication they use or do not know how to distinguish between the different drugs they use, they cannot be alert to signs or symptoms, which can lead to avoidable adverse events. Therefore, it continues to be an issue that requires rigorous alertness by general practitioners, pharmacists and homecare workers.

Cognitive and self-management skills were correlated with the ability to manage medications, only self-management ability and medication management support were significant independent predictors of medication management capacity. Several studies have addressed the association between cognitive skills and medication management capacity^[4,7,9,18] in accordance with our study. Even mild changes in cognitive function can have impact on the person's ability to self-manage medication^[19]. This emphasizes the need for early recognition and good observation skills of impaired cognition by (home) health care professionals. In another study Edelberg et al.,^[20] demonstrated an association between a change in medication management capacity with the need for increased homecare services, which compares to the results in this study. Lui et al.,^[21] suggested that abilities related to decisions on medication management are impaired before the clinical diagnosis of dementia is made. This also requires alertness from the (home) healthcare professional in an early stage. With higher levels of self-management ability older people will better be able to maintain an independent and autonomous lifestyle for a longer period of time^[22,23].

To our best knowledge there are no other studies regarding the association between self-management ability and medication management capacity. Therefore, this should be examined in further research.

The study had some shortcomings that could have influenced our findings. Findings might be biased because patients were contacted by telephone, or because only patients with good cognitive skills participated in the study, which could have led to an overestimation of the medication management ability of homecare patients. Although most studies use the Mini-Mental State Examination (MMSE)^[24,25], we used the CDT to assess cognition because the test is easy to administer and has high sensitivity and specificity and minimal interviewer bias. Moreover, the CDT is highly correlated with the MMSE^[15]. We measured patients' ability to manage their medication with the MMC, an instrument that is commonly used in clinical practice but which has not previously been used in research.

We used the median MMC value as the cut-off point in the logistic regression analyses because there is no information on acceptable cut-off scores for the MMC. However, it could be argued that answering one question with no on the MMC is an indication that additional medication support is required. In general, patients who responded with one to three no responses on the MMC had lower scores for cognitive and self-management abilities than did patients who had no respon-

ses (i.e., they could manage their medication without assistance). Therefore, using a cut-off of 94% (one no response), 88% (two no responses), or 82% (three no responses) would not have significantly affected the results.

To our knowledge this is the first study to explore the medication management skills of the older old with polypharmacy. The strength of this study is the high average age of the population. Moreover, the association between self-management ability and medication management capacity give not only clues for further research but also for clinical practice indicating patients at risk for medication problems.

Self-management is suggested to help older people manage their own aging process by increasing the availability of coping resources so that their wellbeing is improved and maintained for longer^[26]. Self-management interventions may best be aimed at older adults who are beginning to experience problems, rather than at those with serious problems that have already resulted in substantial loss^[27]. For this reason healthcare providers should be alert to the deterioration of self-management abilities among older adults on polypharmacy, which could be a sign of medication mismanagement.

The mean SMAS score in this study was slightly higher than 50% of the maximum possible score; which could be an explanation of the low medication management capacity scores. It could be argued that interventions that provide self-management support may be effective in improving the medication management capabilities of older patients. Homecare professionals, in their roles as caregivers, educators, and administrators of medication, are particularly well placed to act in a proactive manner to address potential medication-related problems^[28,29].

Practical problems with medication (distinction between different drug package, tablet swallowing and splitting, blister opening) could easily be resolved by health professionals by proactive enquiry^[30]. Besides, these professionals should be trained to recognize a decrease in self-management abilities as a threat to safe, independent medication management. Such independence is desirable because it potentially avoids medication-related problems that can lead to infirmity, a decreased quality of life, hospitalization, or even death^[5,31]. In our study, the patients without medication management support were better able to manage their medications than were the patients with medication management support from homecare personnel or family.

This implies that patients who were able to manage their medication themselves, in general did not use medication management support. Consequently, the patients with medication management support were less able to manage their medication themselves, which justifies this support.

Assessment of the capability of elderly homecare patients to manage their medications without help, should be an integral part of homecare, and a deterioration of this ability should be considered an alert for potential medication-related problems in these patients. A tool for the assessment of the capability is the MMC, which is widely used in senior and nursing homes in the Netherlands.

However, it should be validated for homecare settings. The MMC is quick and easy to administer, which is important for use by homecare employees and other caregivers.

Further research is necessary to explore the effect of early recognition of potentially adverse drug events and deteriorated self-management ability by homecare workers.

Conclusion

A considerable proportion of independently living older people who receive homecare and regularly use five or more medications lack the knowledge and skills needed to independently manage their own medications. Cognition and self-management ability were related to medication management capacity. Self-management ability and medication management support were predictors of medication management capacity.

Acknowledgments

We are grateful to the homecare patients from Careyn and de Friese Wouden who voluntarily took part in the study and the geriatrician Paul Geels from the Dutch Institute for Responsible Medication Use (IVM) who trained the research assistants to apply the medication management capacity instrument. We are also grateful to the statistician Cas Kruitwagen for his statistical advice and support in performing this study.

References

- (1) Garfield S, Barber N, Walley P, Willson A, Eliasson L. *Quality of medication use in primary care-mapping the problem, working to a solution: a systematic review of the literature*. BMC Med 2009 Sep 21;7:50.
- (2) SFK. *Foundation for Pharmaceutical Statistics. Facts and Figures 2012*. Available at: <http://www.sfk.nl/english/2012fandf.pdf/view>. Accessed march 23, Accessed 2013.
- (3) Meredith S, Feldman PH, Frey D, Hall K, Arnold K, Brown NJ, et al. *Possible medication errors in home healthcare patients*. J Am Geriatr Soc 2001 Jun;49(6):719-724.
- (4) Edelberg HK, Shallenberger E, Wei JY. *Medication management capacity in highly functioning community-living older adults: detection of early deficits*. J Am Geriatr Soc 1999 May;47(5):592-596.
- (5) Beijer HJ, de Blaeij CJ. *Hospitalisations caused by adverse drug reactions (ADR): a meta-analysis of observational studies*. Pharm World Sci 2002 Apr;24(2):46-54.
- (6) Skelton F, Kunik ME, Regev T, Naik AD. *Determining if an older adult can make and execute decisions to live safely at home: a capacity assessment and intervention model*. Arch Gerontol Geriatr 2010 May-Jun;50(3):300-305.
- (7) Maddigan SL, Farris KB, Keating N, Wiens CA, Johnson JA. *Predictors of older adults' capacity for medication management in a self-medication program: a retrospective chart review*. J Aging Health 2003 May;15(2):332-352.
- (8) Stilley CS, Bender CM, Dunbar-Jacob J, Sereika S, Ryan CM. *The impact of cognitive function on medication management: three studies*. Health Psychol 2010 Jan;29(1):50-55.
- (9) Hain DJ, Tappen R, Diaz S, Ouslander JG. *Cognitive impairment and medication self-management errors in older adults discharged home from a community hospital*. Home Healthc Nurse 2012 Apr;30(4):246-254.
- (10) Bergman-Evans B. Evidence-based guideline. *Improving medication management for older adult clients*. J Gerontol Nurs 2006 Jul;32(7):6-14.
- (11) Deelen van BA, van den Bemt PM, Egberts TC, van 't Hoff A, Maas HA. *Cognitive impairment as determinant for sub-optimal control of oral anticoagulation treatment in elderly patients with atrial fibrillation*. Drugs Aging 2005;22(4):353-360.
- (12) Steverink N, Lindenberg S, Slaets J. *How to understand and improve older people's self-management of wellbeing*. Eur J Ageing 2005;2:235-236-244.
- (13) Elliott RA, Marriott JL. *Standardised assessment of patients' capacity to manage medications: a systematic review of published instruments*. BMC Geriatr 2009 Jul 13;9:27.
- (14) Dutch Institute for Responsible Medication Use (in Dutch IVM). Medication Management Assessment Score MMAS (in Dutch BEM). 2012; Available at: <http://www.medicijngebruik.nl/projecten/beoordeling-eigen-beheer-van-medicatie-bem.html>. Accessed may 23, 2012.
- (15) Shulman KI. *Clock-drawing: is it the ideal cognitive screening test?* Int J Geriatr Psychiatry 2000 Jun;15(6):548-561.
- (16) Korner EA, Lauritzen L, Nilsson FM, Lolk A, Christensen P. *Simple scoring of the Clock-Drawing test for dementia screening*. Dan Med J 2012 Jan;59(1):A4365.

- (17) Schuurmans H, Steverink N, Frieswijk N, Buunk BP, Slaets JP, Lindenberg S. *How to measure self-management abilities in older people by self-report*. The development of the SMAS-30. *Qual Life Res* 2005 Dec;14(10):2215-2228.
- (18) Hutchison LC, Jones SK, West DS, Wei JY. *Assessment of medication management by community-living elderly persons with two standardized assessment tools: a cross-sectional study*. *Am J Geriatr Pharmacother* 2006 Jun;4(2):144-153.
- (19) Hayes TL, Larimer N, Adami A, Kaye JA. *Medication adherence in healthy elders: small cognitive changes make a big difference*. *J Aging Health* 2009 Jun;21(4):567-580.
- (20) Edelberg HK, Shallenberger E, Hausdorff JM, Wei JY. *One-year follow-up of medication management capacity in highly functioning older adults*. *J Gerontol A Biol Sci Med Sci* 2000 Oct;55(10):M550-3.
- (21) Lui VW, Lam LC, Chau RC, Fung AW, Wong BM, Leung GT, et al. *Capacity to make decisions on medication management in Chinese older persons with mild cognitive impairment and mild Alzheimer's disease*. *Int Psychogeriatr* 2012 Jul;24(7):1103-1111.
- (22) Bodenheimer T, Lorig K, Holman H, Grumbach K. *Patient self-management of chronic disease in primary care*. *JAMA* 2002 Nov 20;288(19):2469-2475.
- (23) Frieswijk N, Steverink N, Buunk BP, Slaets JP. *The effectiveness of a bibliotherapy in increasing the self-management ability of slightly to moderately frail older people*. *Patient Educ Couns* 2006 May;61(2):219-227.
- (24) Anderson K, Jue SG, Madaras-Kelly KJ. *Identifying patients at risk for medication mismanagement: using cognitive screens to predict a patient's accuracy in filling a pillbox*. *Consult Pharm* 2008 Jun;23(6):459-472.
- (25) Westerbotn M, Hilleras P, Fastbom J, Aguero-Torres H. *Factors influencing the handling of medicines among very old people living at home in an urban area*. *Aging Clin Exp Res* 2006 Dec;18(6):497-502.
- (26) Steverink N. *Self-Management Ability Scale: SMAS-30/versie 2*. Background, Guide And Scoring. 2012; Available at: www.nardisteverink.nl. Accessed may 23, 2012.
- (27) Cramm JM, Hartgerink JM, Steyerberg EW, Bakker TJ, Mackenbach JP, Nieboer AP. *Understanding older patients' self-management abilities: functional loss, self-management, and well-being*. *Qual Life Res* 2013 Feb;22(1):85-92.
- (28) Arnold GJ. *Avoiding inappropriate drug prescribing: fundamental principles for rational medication management*. *Clin Nurse Spec* 1999 Nov;13(6):289-295.
- (29) Kovner C, Menezes J, Goldberg JD. *Examining nurses' decision process for medication management in homecare*. *Jt Comm J Qual Patient Saf* 2005 Jul;31(7):379-385.
- (30) Mehuys E, Dupond L, Petrovic M, Christiaens T, Van Bortel L, Adriaens E, et al. *Medication management among home-dwelling older patients with chronic diseases: possible roles for community pharmacists*. *J Nutr Health Aging* 2012 Aug;16(8):721-726.
- (31) Leendertse AJ, Egberts AC, Stoker LJ, van den Bemt PM, HARM Study Group. *Frequency of and risk factors for preventable medication-related hospital admissions in the Netherlands*. *Arch Intern Med* 2008 Sep 22;168(17):1890-1896.

Homecare workers' knowledge and attitude and Medication Management Practices regarding medication





Chapter 3.1

Homecare workers' Medication Management Practices and the association between Practices and self-reported knowledge and educational needs

Carolien GM Sino, Toine CG Egberts and Marieke J Schuurmans

Abstract:

Of the homecare workers who responded the cross-sectional survey (n=507) to assess medication management practices, 89.1% of the registered nurses, and 84.2% of the assistant nurses indicated that they provided information about medication to their patients' daily. Furthermore, 66.3% of the registered nurses and 53.1% of the assistant nurses indicated to observe their patients' non-adherence to their medication during regular care, and 46.1% of the registered nurses and 30.4% of the assistant nurses indicated to observe their patients' adverse drug reactions in their daily work. More than half (55.3%) of the registered nurses and 44.3% of the assistant nurses said their knowledge of medication was sufficient, and 65.3% and 60.8% respectively said they needed more education in medication. Homecare workers are involved in medication management in daily practice. Knowledge about medication-related problems and multidisciplinary collaboration in integrated care could be key issues in improving medication management by homecare workers.

Introduction

In the Netherlands, the majority (82%) of patients who receive homecare are 65 years of age or older^[1]. Due to their multi-morbidity associated with polypharmacy and diminished adaptive capacity, older homecare patients are especially vulnerable to medication-related problems^[2-8], like over- and under-use of (inappropriate) medicines, non-adherence and adverse drug reactions^{[5,9-12][9,10,13]}. General practitioners and pharmacists can play an important role in preventing these problems by appropriately prescribing and regularly reviewing the medication use of their older patients^[14-19]. Potentially inappropriate prescriptions for older people are a well-documented problem and have been associated with adverse drug reactions and hospitalization^[20-25]. Beers' criteria^[26,27], Screening Tool of Older Persons' potentially inappropriate Prescriptions (STOPP)^[28] and Screening Tool to Alert doctors to Right Treatment (START)^[29-31], are screening tools that have been developed to identify potentially inappropriate prescriptions and potential prescription. Medication reviews have been proposed as an important strategy to constrain the negative effects of polypharmacy, aiming at a safer and more effective use of medicines^[25,32-35].

Although considerable research has been done on how general practitioners and pharmacists can improve medication management, there has been only limited research on the role of homecare nurses in medication management. A few studies have shown that involving nurses in medication management can improve the identification rate of adverse drug reactions and patient outcomes^[4,36-41].

Two cross-sectional studies in homecare showed^[4,42] that the most common side effects observed by homecare workers involved the central nervous system (confusion, drowsiness, stupor, weakness, depression and sleepiness).

A study by Griffith[43] examined the effect of how community nurses assessed medication regimen complexity, medication knowledge, medication management ability and uses of compliance aids and adherence in a small group of older people receiving homecare. This study demonstrated that community nurses identify clients experiencing problems with medications. Therefore, in their unique roles as caregivers, educators, and providers of medications, homecare nurses are particularly well positioned to offer support in medication management^[44-46]. Due to regular contact with the patient in his or her own home, homecare nurses are able to observe changes in the patients' health status. However, it is less clear whether medication management activities such as providing medication information, monitoring medication adherence and ensuring drug safety are regularly performed by homecare workers in the Netherlands.

Aim

The aim of this study was to examine the homecare nurses' medication management practices and to assess the association between these practices and the self-reported knowledge and educational needs of homecare nurses in the Netherlands.

Methods

Design and participants

The target study population of this cross-sectional survey consisted of all Dutch homecare workers who were members of the national professional organization of primary care nurses (V&VN primary care department; n=1219) and homecare workers of the Dutch homecare organization 'Buurtzorg' (n=3750). There were 132 homecare nurses from "Buurtzorg" who were also members of the national professional organization of primary care nurses. Therefore, the target study population consisted of n=4837 homecare workers. Participation of the homecare workers in this study was entirely voluntary.

All participants were extensively informed about the study through a written introduction. Consent was assumed through the participants' submission of the electronic questionnaire. The anonymity of the respondents was guaranteed, and it was not possible to trace the answers back to the participants. The data obtained from the participants was used only for this study. Participants were informed that all findings would be reported as group results and would be submitted for publication.

Questionnaire

The electronic questionnaire of nurses' practices regarding medication developed by Dilles et al.^[47] was used with permission in the present study. This Flemish questionnaire, which was adapted to the Dutch situation, consists of 29 questions. After questions about age, gender, education, function level and work experience, the participants were asked about the frequency of contact with both general practitioners and pharmacists about the medication of their clients. Subsequently, the participants were asked about how they currently provided drug in-

formation, observed non-adherence and observed adverse drug reactions (ADRs). Homecare workers who provided drug information were further questioned about their sources of information. Those who had observed non-adherence or an ADR were queried about their ensuing actions. Finally, the respondents were asked to give their opinion on two propositions on a five-points Likert scale: “My knowledge about medication is sufficient” and “I need medication education”. Multiple responses were permitted. The questionnaire was placed on two websites: the website of the Dutch national professional organization of primary care nurses and the website of the homecare organization ‘Buurtzorg’. The homecare workers were notified of the questionnaire by a Twitter message and invited to open a link on the websites to the questionnaire. On average it took five minutes to complete the questionnaire.

Data analyses

The data were processed and analyzed using SPSS 21.0 for Windows statistical software (SPSS Inc., Chicago, IL, USA). Descriptive statistics with frequencies and percentages were used to answer the objective of the study. Differences between function level, knowledge and education needs and medication management practices (providing information about a drug, observing non-adherence and observing ADRs) were calculated with Pearson’s Chi square tests.

Results

Characteristics of the convenience sample

A total of 507 (10.5 %) homecare workers answered the electronic questionnaire. The respondents were notified of the questionnaire by the website of the Dutch national professional organization of primary care nurses (9.6%), by the website of the homecare organization ‘Buurtzorg’ (35.9%), by colleagues (36.3%) or by different channels (18.2%). The mean age of the respondents was 44.8 (sd 10.8), with a range between 19 and 65. Most respondents were female (98.2%). The homecare workers were divided into registered nurses (RNs: n=349; secondary vocational education and bachelor nurses) and assistant nurses (ANs: n=158; licensed practical nurses, assistant nurses and students), as shown in Table 1. RNs and ANs did not significantly differ in mean age, work experience in nursing or work experience in homecare.

More than half of the respondents (55%) were engaged in continuing education (geriatric care, diabetic care, wound care, palliative care, stoma care, chronic obstructive pulmonary diseases care (COPD), heart failure care and several other courses). RNs were significantly more engaged in continuing education than ANs (Chi square: 0.263; p=0.03).

Table 1: Characteristics of the sample (n=507)

Age (years, sd)	44.8	10.8
Female (%)	498	98.2
Assistants Nurses (n, %)	158	31.2
Licenced Practical Nurses	144	91.2
Assistant nurses	4	2.5
Students	10	6.3
Registered Nurses (n, %)	349	68.8
Secondary vocational education	142	40.7
Bachelor Nurse	207	59.3
Engaged in continuing education (n, %)	228	55.0
Years of experience in nursing (mean, sd)	19.5	11.3
Years of experience in homecare (mean, sd)	11.3	10.1
Working in rural area (n, %)	242	47.7
Working in urban area (n, %)	265	52.3

sd=standard deviation, n= number.

Current practice regarding medication management in homecare

In 50%-100% of the cases studied, almost half of the homecare workers (48.7%) gave medication to their patients. On average one in nine homecare workers (11.6%) said they prepared the medication for 50% to 100% of their patients. A few homecare workers (4.1%) said they filled pillboxes for 50%-100% of their patients. Respectively 89.1% and 84.2% of the RNs and ANs indicated that they provided information about a drug in their daily practice (Table 2). The patient's package insert was mentioned as the most frequently used source of information (respectively 80.7 % and 92.5 %) for the homecare workers, followed by consulting the pharmacist (respectively 65% and 69.9 %) and trusting in their own knowledge (48.2% and 57.1%). Almost half of the respondents mentioned internet as a source of information about a drug. There was no significant difference between function levels (RN or AN) and providing information about a drug ($\text{Chi}^2=2.434$; $\text{df}=1$; $p = 0.119$).

Two-thirds of the RNs (66.3 %) and more than half of the ANs (53.1%) stated that they observed non-adherence by their patients during regular care. Three-quarters of the homecare workers said they reported this non-adherence in the nursing record. When non-adherence was observed, more than a quarter of the RN respondents alerted the general practitioner or the primary nurse. Most homecare workers (respectively 69.6% of the RNs and 75.3% of the ANs) said that they had told their patients how important adherence was. More than half of the homecare workers who said they had observed non-adherence stated that they had checked drug intake. There was a significant difference among homecare workers between their function levels and observing non-adherence ($\text{Chi}^2=6.774$; $\text{df}=1$; $p = 0.009$) as well as between observing non-adherence and their self-reported sufficient knowledge about medication ($\text{Chi}^2=5.077$; $\text{df}=1$; $p < 0.05$). RNs indicated more often than ANs that they had observed non-adherence.

Almost half of the RNs (46.1%) and almost one-third of the ANs (30.4%) said they had observed possible ADRs in their daily work. Most of the homecare workers who indicated observing ADRs during regular care also reported this in the nursing record (respectively 80.7% and 68.8%). In addition, well over half of the RNs (62.1%) and 54.2% of the ANs said they had contacted the general practitioner about the observed ADR. Respectively, 8.1% of the RNs and 6.3% of the ANs advised the patient to stop taking drugs after having observed an ADR. Finally, about 15% of the respondents indicated that they had told the primary nurse about an observed possible ADR. There was a significance difference between the homecare workers' function levels and their observation of ADR ($\text{Chi}^2=10.920$; $\text{df}=1$; $p= 0.001$); RNs indicated an observed ADR more often than did ANs. There was also a significant difference between homecare workers who observed ADRs and the continuation of education after graduation Homecare workers who stated to observe ADRs, significantly more often continued education after graduation ($\text{Chi}^2=7.424$; $\text{df}=1$; $p < 0.05$).

Table 2. Homecare workers' medication management practices

	Registered Nurse n=349		Assistant Nurse n=158	
	n	%	n	%
Providing information about a drug	311	89.1	133	84.2
If yes: sources used to provide information to the patients and their families (multiple answers possible)				
Trusted in own knowledge	152	48.9	76	57.1
Used patient package insert	251	80.7	123	92.5
Consulted Repertorium	67	21.5	28	21.1
Consulted internet	139	44.7	66	49.6
Consulted the primary nurse	17	5.5	4	3
Consulted the GP	79	25.4	48	36.1
Consulted the pharmacist	202	65.0	93	69.9
Observing non-adherence	230	66.3	85	53.1
If yes: interventions following the observation of non-adherence (multiple answers possible)				
No intervention undertaken	7	3.0	1	1.2
Pointed out importance of adherence to patient	160	69.6	64	75.3
Checked drug intake	119	51.7	44	51.7
Reported in nursing record	168	73.0	64	75.3
Reported to the primary nurse	65	28.3	23	27.1
Reported to the GP	65	28.3	16	18.8
Observation of an adverse drug reaction	161	46.1	48	30.4
If yes: interventions following the observation of an adverse drug reaction (multiple answers possible)				
No intervention undertaken	7	4.3	1	2.1
Advised to stop taking drugs	13	8.1	3	6.3
Reported in nursing record	130	80.7	33	68.8
Reported to the primary nurse	26	16.1	7	14.6
Advised the patient to contact GP	78	48.5	20	41.7
Contacted the GP myself	100	62.1	26	54.2

Contact between homecare worker, general practitioner and pharmacist about medication.

Almost a quarter (23.8%) of the RNs and 13.9% of the ANs indicated having verbal contact with the general practitioner about medication at least once a week. The percentages of homecare workers who indicated having contact with the general practitioner about medication, at least once a month, are 42.7% (RNs) and 35.7% (ANs) respectively. More homecare workers stated having at least weekly contact with a pharmacist about their patients' medication (34.7% and 27.2% respectively), as shown in Table 3.

Table 3: Knowledge and education about pharmacotherapy (N=507)

	Registered Nurse n=349		Assistant Nurse n=158	
	n	%	n	%
Continuing education after graduation	144	41.3	36	22.8
I know which medications my patients are using	259	74.2	101	63.9
My knowledge about medication is sufficient	193	55.3	70	44.3
I need medication education	228	65.3	96	60.8

Knowledge and education regarding medication management

More than half of the RNs (55.3%) and 44.3% of the ANs labeled their medication knowledge as sufficient. Respectively, 65.3% of the RNs and 60.8% of the ANs indicated a need for medication education. There was a significant difference ($\text{Chi}^2=5.418$; $\text{df}=1$; $p=0.020$) between function level (RN or AN) and self-reported knowledge about medication. More RNs (41.3%) than ANs (22.8) continued their education after graduation. One-quarter of the RNs and one-third of the ANs said they did not know which medication their patients were using. Almost half of the homecare workers who said they provided information about drugs stated that they had insufficient medication knowledge (Table 4).

Table 4: Contact between homecare workers, general practitioners and pharmacists

	RN n=349		AN n=158	
	n	%	n	%
Verbal contact General Practitioner				
at least once a week	83	23.8	22	13.9
at least once a month	149	42.7	56	35.4
less than once a month	107	30.7	63	39.9
never	10	2.9	17	10.8
Verbal contact with pharmacist				
at least once a week	121	34.7	43	27.2
at least once a month	148	42.4	54	34.2
less than once a month	69	19.8	51	32.3
never	11	3.2	10	6.3

RN; Registered Nurse. AN; Assistant Nurse

Discussion

This study demonstrates that homecare workers are involved in medication management by providing information about drugs and observing non-adherence and adverse drug reactions in their patients on a daily basis. However, a quarter of the RNs and a third of the ANs in the present study indicated not knowing which medication their patients were using, knowledge that is necessary in providing information and observing potential ADRs and non-adherence. In addition, on average half of the homecare workers did not trust their own knowledge about medication and indicated that their medication knowledge was insufficient. The majority of the homecare workers indicated a need for medication education. Previous studies have shown that nurses are inadequately prepared and lack sufficient knowledge to be capable of observing and recognizing medication-related problems^[47-55].

Although homecare workers are particularly well positioned in the home to act preventatively and alertly to their patients' non-adherence and adverse drug reactions, they need knowledge about drug-related problems to recognize these observations at an early stage in the home environment.

This study, which correlated continuing education after graduation and the observation of ADRs and non-adherence, shows that knowledge and education could be key issues in improving medication management by homecare workers.

In the present study, a considerable number of homecare workers said they had observed non-adherence and ADRs and had reported this in the nursing record.

Using the reports of homecare workers themselves, previous studies demonstrated that these nurses were able to recognize and report adverse drugs events^[36,37,46].

However, these studies lacked information about the nurses' self-reported medication knowledge or education needs. Observations of non-adherence or ADRs need to be reported to the prescriber and/or provider to be effective.

Remarkably, only half of the homecare workers who observed an ADR indicated having reported this to the general practitioner and primary nurse. Previous studies demonstrated the impact of collaboration between nurses and pharmacist on reporting ADRs^[56,57]. Therefore, homecare organizations should invest in integrated care and train their nurses to collaborate with pharmacists and general practitioners. Homecare workers could function as the eyes and ears of the general practitioner and pharmacist. The homecare patient's primary nurse could play an active role in this collaboration.

As mentioned earlier, the questionnaire used in this study was developed and used before by Dilles and colleagues^[47]. In a cross-sectional correlation survey, they included 82 community care nurses. A comparable percentage of 82.9% of the community care nurses in the Flemish study said they had provided information about a drug (versus an average of 86.7% in the present study). Furthermore, a comparable percentage (40.2 versus an average of 38.3 in the present study) said they had observed adverse drug reactions.

However, in comparison with the current study, a higher percentage of the Flemish community nurses said they had observed non-adherence. In both studies a higher education level coincides with a greater involvement in identifying adverse drug reactions.

Study strength and limitations

It is important to consider a number of study strengths and weaknesses when interpreting the findings. First, this study was a convenience sample. It is possible that the homecare workers who responded to the questionnaire were better informed and more up-to-date regarding medication management than the average Dutch homecare worker, which could implicate an overestimation of the homecare nurses' medication management practices. A clear description of non-respondents is lacking.

Further, the response rate was low (10.5 %). This low response rate reduces the generalizability of the findings of the study. Theoretically, $n = 4837$ homecare workers could have been reached. However, it is very likely that not all potential participants read the invitation to complete the questionnaire on the website. On the other hand, 507 respondents is not a small population and is larger than other studies on homecare nurses' medication management practices, such as studies by Dilles ($n=82$) and Ellenbecker ($n=101$).

Further, the original questionnaire was kept quick and simple, which increased the response. However, information about other observations regarding medication-related problems, like intake problems, swallowing problems, or opening packaging, is lacking. Therefore, the questionnaire should be improved and extended. Finally, we did not measure the current practice of homecare workers regarding medication management, but asked the respondents about their current practice. Therefore, despite the anonymity of the questionnaire and instructions, socially desirable answers are possible because of the self-report method.

Conclusion

Homecare nurses' medication management practices consist of handing over medication, providing information, observing non-adherence and observing ADRs. Almost all homecare workers said they provided information about drugs to their patients although their trust in their own medication knowledge was lacking and they said they needed medication education. Therefore, homecare organizations should consider their (educational) policy regarding medication safety. To be effective, the homecare nurses' observations of non-adherence or ADRs need to be reported to the prescriber and/or provider. Therefore, homecare organizations should intensify their collaboration with pharmacists and general practitioners. In summary, knowledge about medication and multidisciplinary collaboration in integrated care could be key issues in improving medication management by homecare workers. Further research is required into the effect of observations by homecare workers on non-adherence and potential ADRs in homecare patients.

Funding statement

This research received no specific grant from any funding agenda in the public, commercial, or not-for-profit sectors.

Conflict of interest

Toine C.G. Egberts received unrestricted funding for pharmacoepidemiological research from GlaxoSmithKline, Novo Nordisk, the private-public funded Top Institute Pharma (www.tipharma.nl, includes co-funding from universities, government, and industry), the Dutch Medicines Evaluation Board and the Dutch Ministry of Health. The other authors have no conflicts of interest to declare.

Acknowledgements

The authors acknowledge Dr. Tinne Dilles for the provision of the questionnaire about nurses' practice patterns in pharmacotherapeutic care. The authors are also grateful to the homecare workers who voluntarily completed the digital questionnaire and, in particular, to Dorine Steeghs-Willems and Dorette de Haas for pre-testing the questionnaire and to Mariska de Bont and Jennie Mast for their help in distributing the questionnaire via website and Twitter alerts.

Author contribution

CS, TE and MS were responsible for the study conception and design. CS performed the data collection. CS performed the statistical analysis, under supervision of MS. CS was responsible for the drafting of the manuscript. TE and MS made critical revisions to the paper for important intellectual content. TE and MS supervised the study.

References

- (1) Velden vd L, Langdon R, Batenburg R. *Supply and demand trends in nursing and care in the Netherlands*. A knowledge synthesis of existing literature and data sources. 2011.
- (2) Flaherty JH, Perry HM, 3rd, Lynchard GS, Morley JE. *Polypharmacy and hospitalization among older homecare patients*. *J Gerontol A Biol Sci Med Sci* 2000 Oct;55(10):M554-9.
- (3) Meredith S, Feldman PH, Frey D, Hall K, Arnold K, Brown NJ, et al. *Possible medication errors in home healthcare patients*. *J Am Geriatr Soc* 2001 Jun;49(6):719-724.
- (4) Ellenbecker CH, Frazier SC, Verney S. *Nurses' observations and experiences of problems and adverse effects of medication management in homecare*. *Geriatr Nurs* 2004 May-Jun;25(3):164-170.
- (5) Cannon KT, Choi MM, Zuniga MA. *Potentially inappropriate medication use in elderly patients receiving home health care: a retrospective data analysis*. *Am J Geriatr Pharmacother* 2006 Jun;4(2):134-143.
- (6) Mager DR. *Medication errors and the homecare patient*. *Home Healthc Nurse* 2007 Mar;25(3):151-5; quiz 156-7.
- (7) Mangoni AA, Jackson SH. *Age-related changes in pharmacokinetics and pharmacodynamics: basic principles and practical applications*. *Br J Clin Pharmacol* 2004 Jan;57(1):6-14.
- (8) Hanlon JT, Schmadler KE, Koronkowski MJ, Weinberger M, Landsman PB, Samsa GP, et al. *Adverse drug events in high risk older outpatients*. *J Am Geriatr Soc* 1997 Aug;45(8):945-948.
- (9) Turnheim K. *When drug therapy gets old: pharmacokinetics and pharmacodynamics in the elderly*. *Exp Gerontol* 2003 Aug;38(8):843-853.
- (10) Turnheim K. *Drug therapy in the elderly*. *Exp Gerontol* 2004 Nov-Dec;39(11-12):1731-1738.
- (11) Bao Y, Shao H, Bishop TF, Schackman BR, Bruce ML. *Inappropriate medication in a national sample of US elderly patients receiving home health care*. *J Gen Intern Med* 2012 Mar;27(3):304-310.
- (12) Petrovic M, van der Cammen T, Onder G. *Adverse drug reactions in older people: detection and prevention*. *Drugs Aging* 2012 Jun 1;29(6):453-462.
- (13) Parsons C, Lapane K, Kerse N, Hughes C. *Prescribing for older people in nursing homes: a review of the key issues*. *Int J Older People Nurs* 2011 Mar;6(1):45-54.
- (14) Stuijt CC, Franssen EJ, Egberts AC, Hudson SA. *Appropriateness of prescribing among elderly patients in a Dutch residential home: observational study of outcomes after a pharmacist-led medication review*. *Drugs Aging* 2008;25(11):947-954.
- (15) Drenth-van Maanen AC, van Marum RJ, Knol W, van der Linden CM, Jansen PA. *Prescribing optimization method for improving prescribing in elderly patients receiving polypharmacy: results of application to case histories by general practitioners*. *Drugs Aging* 2009;26(8):687-701.
- (16) Vinks TH, Egberts TC, de Lange TM, de Koning FH. *Pharmacist-based medication review reduces potential drug-related problems in the elderly: the SMOG controlled trial*. *Drugs Aging* 2009;26(2):123-133.

- (17) Castelino RL, Bajorek BV, Chen TF. *Retrospective evaluation of home medicines review by pharmacists in older Australian patients using the medication appropriateness index*. *Ann Pharmacother* 2010 Dec;44(12):1922-1929.
- (18) Blenkinsopp A, Bond C, Raynor DK. *Medication reviews*. *Br J Clin Pharmacol* 2012 Oct;74(4):573-580.
- (19) Hubbard RE, O'Mahony MS, Woodhouse KW. *Medication prescribing in frail older people*. *Eur J Clin Pharmacol* 2013 Mar;69(3):319-326.
- (20) Beijer HJ, de Blaey CJ. *Hospitalisations caused by adverse drug reactions (ADR): a meta-analysis of observational studies*. *Pharm World Sci* 2002 Apr;24(2):46-54.
- (21) Winterstein AG, Sauer BC, Hepler CD, Poole C. *Preventable drug-related hospital admissions*. *Ann Pharmacother* 2002 Jul-Aug;36(7-8):1238-1248.
- (22) Klarin I, Wimo A, Fastbom J. *The association of inappropriate drug use with hospitalisation and mortality: a population-based study of the very old*. *Drugs Aging* 2005;22(1):69-82.
- (23) Kongkaew C, Noyce PR, Ashcroft DM. *Hospital admissions associated with adverse drug reactions: a systematic review of prospective observational studies*. *Ann Pharmacother* 2008 Jul;42(7):1017-1025.
- (24) Gillespie U, Alassaad A, Hammarlund-Udenaes M, Morlin C, Henrohn D, Bertilsson M, et al. *Effects of Pharmacists' Interventions on Appropriateness of Prescribing and Evaluation of the Instruments' (MAI, STOPP and STARTs') Ability to Predict Hospitalization-Analyses from a Randomized Controlled Trial*. *PLoS One* 2013 May 17;8(5):e62401.
- (25) Royal S, Smeaton L, Avery AJ, Hurwitz B, Sheikh A. *Interventions in primary care to reduce medication related adverse events and hospital admissions: systematic review and meta-analysis*. *Qual Saf Health Care* 2006 Feb;15(1):23-31.
- (26) Fick DM, Cooper JW, Wade WE, Waller JL, Maclean JR, Beers MH. *Updating the Beers criteria for potentially inappropriate medication use in older adults: results of a US consensus panel of experts*. *Arch Intern Med* 2003 Dec 8-22;163(22):2716-2724.
- (27) Molony SL. *Monitoring medication use in older adults*. *Am J Nurs* 2009 Jan;109(1):68-78; quiz 78-9.
- (28) Gallagher P, O'Mahony D. *STOPP (Screening Tool of Older Persons' potentially inappropriate Prescriptions): application to acutely ill elderly patients and comparison with Beers' criteria*. *Age Ageing* 2008 Nov;37(6):673-679.
- (29) Barry PJ, Gallagher P, Ryan C, O'mahony D. *START (screening tool to alert doctors to the right treatment)-an evidence-based screening tool to detect prescribing omissions in elderly patients*. *Age Ageing* 2007 Nov;36(6):632-638.
- (30) Dalleur O, Spinewine A, Henrard S, Losseau C, Speybroeck N, Boland B. *Inappropriate prescribing and related hospital admissions in frail older persons according to the STOPP and START criteria*. *Drugs Aging* 2012 Oct;29(10):829-837.

- (31) Lam MP, Cheung BM. *The use of STOPP/START criteria as a screening tool for assessing the appropriateness of medications in the elderly population*. *Expert Rev Clin Pharmacol* 2012 Mar;5(2):187-197.
- (32) Krska J, Avery AJ. *Evaluation of medication reviews conducted by community pharmacists: a quantitative analysis of documented issues and recommendations*. *Br J Clin Pharmacol* 2008 Mar;65(3):386-396.
- (33) Laaksonen R, Duggan C, Bates I. *Performance of community pharmacists in providing clinical medication reviews*. *Ann Pharmacother* 2010 Jul-Aug;44(7-8):1181-1190.
- (34) Kwint HF, Faber A, Gussekloo J, Bouvy ML. *Effects of medication review on drug-related problems in patients using automated drug-dispensing systems: a pragmatic randomized controlled study*. *Drugs Aging* 2011 Apr 1;28(4):305-314.
- (35) Lenaghan E, Holland R, Brooks A. *Home-based medication review in a high risk elderly population in primary care--the POLYMED randomised controlled trial*. *Age Ageing* 2007 May;36(3):292-297.
- (36) Ulfvarson J, Mejyr S, Bergman U. *Nurses are increasingly involved in pharmacovigilance in Sweden*. *Pharmacoepidemiol Drug Saf* 2007 May;16(5):532-537.
- (37) Backstrom M, Ekman E, Mjorndal T. *Adverse drug reaction reporting by nurses in Sweden*. *Eur J Clin Pharmacol* 2007 Jun;63(6):613-618.
- (38) Nakanishi M, Koyama A, Ito H, Kurita H, Higuchi T. *Nurses' collaboration with physicians in managing medication improves patient outcome in acute psychiatric care*. *Psychiatry Clin Neurosci* 2006 Apr;60(2):196-203.
- (39) Gabe ME, Davies GA, Murphy F, Davies M, Johnstone L, Jordan S. *Adverse drug reactions: treatment burdens and nurse-led medication monitoring*. *J Nurs Manag* 2011 04;19(3):377-392.
- (40) Gusdal AK, Beckman C, Wahlstrom R, Tornkvist L. *District nurses' use for an assessment tool in their daily work with elderly patients' medication management*. *Scand J Public Health* 2011 Jun;39(4):354-360.
- (41) Blozik E, Born AM, Stuck AE, Benninger U, Gillmann G, Clough-Gorr KM. *Reduction of inappropriate medications among older nursing-home residents: a nurse-led, pre/post-design, intervention study*. *Drugs Aging* 2010 Dec 1;27(12):1009-1017.
- (42) Sino C, van Dooren A, Haverkamp A, Schuurmans M. *Recognition of drug related problems by home healthcare employees: A Dutch observational study with self reports*. *Journal of Nursing Education and Practice* 2013;3(8):41-49.
- (43) Griffiths R, Johnson M, Piper M, Langdon R. *A nursing intervention for the quality use of medicines by elderly community clients*. *Int J Nurs Pract* 2004 Aug;10(4):166-176.
- (44) Arnold GJ. *Avoiding inappropriate drug prescribing: fundamental principles for rational medication management*. *Clin Nurse Spec* 1999 Nov;13(6):289-295.
- (45) Kovner C, Menezes J, Goldberg JD. *Examining nurses' decision process for medication management in homecare*. *Jt Comm J Qual Patient Saf* 2005 Jul;31(7):379-385.

- (46) Bergqvist M, Ulfvarson J, Karlsson EA. *Nurse-led medication reviews and the quality of drug treatment of elderly hospitalized patients*. Eur J Clin Pharmacol 2009 Nov;65(11):1089-1096.
- (47) Dilles T, Vander Stichele R, Van Rompaey B, Van Bortel L, Elseviers M. *Nurses' practices in pharmacotherapy and their association with educational level*. J Adv Nurs 2010 May;66(5):1072-1079.
- (48) Ives G, Hodge K, Bullock S, Marriott J. *First year RNs' actual and self-rated pharmacology knowledge*. Aust J Adv Nurs 1996 Sep-Nov;14(1):13-19.
- (49) King RL. *Nurses' perceptions of their pharmacology educational needs*. J Adv Nurs 2004 Feb;45(4):392-400.
- (50) Grandell-Niemi H, Hupli M, Leino-Kilpi H, Puukka P. *Finnish nurses' and nursing students' pharmacological skills*. J Clin Nurs 2005 Jul;14(6):685-694.
- (51) Offredy M, Kendall S, Goodman C. *The use of cognitive continuum theory and patient scenarios to explore nurse prescribers' pharmacological knowledge and decision-making*. Int J Nurs Stud 2008 Jun;45(6):855-868.
- (52) Ndosi ME, Newell R. *Nurses' knowledge of pharmacology behind drugs they commonly administer*. J Clin Nurs 2009 Feb;18(4):570-80; discussion 620.
- (53) Sulosaari V, Suhonen R, Leino-Kilpi H. *An integrative review of the literature on registered nurses' medication competence*. J Clin Nurs 2011 Feb;20(3-4):464-478.
- (54) Lim LM, Chiu LH, Dohrmann J, Tan KL. *Registered nurses' medication management of the elderly in aged care facilities*. Int Nurs Rev 2010 Mar;57(1):98-106.
- (55) Sino CG, Munnik A, Schuurmans MJ. *Knowledge and perspectives of Dutch home healthcare nurses regarding medication frequently used by older people*. Int J Older People Nurs 2012 Jul 16.
- (56) Lata PF, Mainhardt M, Johnson CA. *Impact of nurse case manager-pharmacist collaboration on adverse-drug-event reporting*. Am J Health Syst Pharm 2004 Mar 1;61(5):483-487.
- (57) Feldman LS, Costa LL, Feroli R, Nelson T, Poe TS, Frick KD. *Nurse-pharmacist collaboration on medication reconciliation prevents potential harm*. Journal of hospital medicine: an official publication of the Society of Hospital Medicine JID - 101271025 0429.



Chapter 3.2

Knowledge and perspectives of Dutch home healthcare nurses regarding medication frequently used by older people

Carolien GM Sino, Aukje Munnik, Marieke J Schuurmans

Journal of Older People Nursing.
2012 July, 16 page 131-138

Abstract

Background

Home healthcare nurses in their roles as caregivers, educators and administrators of medications are particularly well positioned to act on a preventive way to be alert of adverse drug reactions. However, knowledge about medication and a professional attitude is required.

Aim

To describe medication-related knowledge and perspectives of Dutch home healthcare nurses regarding frequent used medication by older people.

Method

A cross-sectional study was conducted among home healthcare nurses (n=146) in the Netherlands based on the ten most frequently used drugs by older people.

Finding

The mean score for total medication knowledge was 76.2% of the maximum score. Most home healthcare nurses (80.3%) felt responsible for improving older patients' medication use. Three-quarters of the home healthcare nurses agreed with the statement: "By taking appropriate action at the right time, I am able to prevent a medication-related hospital admission".

Conclusion

Although most home healthcare nurses felt responsible for their older patients' proper medication use and agreed with the statement that they played a role in preventing older patients' medication-related hospital admissions, their knowledge regarding medications could be improved.

Implications for practice

Home healthcare nurses should profit as a professional from gaining more knowledge of medication frequently used by older people.

Background

Due to increasing life expectancy, the proportion of the population over 65 years of age has increased significantly since the beginning of the twentieth century. The current 14% of older people in the Dutch population will have increased to 21% by 2025 (Blokstra et al., 2007). In the Netherlands, drug consumption in this group is three times higher than the national average. For people aged 75 and older, this consumption even increases to four times the level of the average Dutch person (SFK, 2008).

In the Netherlands the majority (82%) of the patients who receive home healthcare are 65 years of age or older (Velden van der et al., 2011).

Due to their age-related medication use, older (home healthcare) patients are vulnerable to medication-related problems, like over- and under-use of (inappropriate) medicines, as described by Parsons and colleagues (Parsons et al., 2011). General practitioners and pharmacists can play an important role in avoiding these problems by regularly reviewing the medication of their older patients (Stuijt, 2008; Vinks, 2009).

Nurses' involvement in drug-safety monitoring is also believed to improve the identification rate of adverse drug reactions and patient outcomes (Ellenbecker et al, 2004, Nakanichi 2006; Ulfvarson, 2007; Backstrom, 2007). Besides, nurses can play a role in medication management in transitional care (Setter et al, 2009; Setter et al, 2012; Corbett et al, 2010). However, previous studies have shown that nurses are inadequately prepared and lack sufficient knowledge to be capable of observing and recognizing medication-related problems (Ives et al., 1997, King 2004, Grandell-Niemi et al., 2005, 2006, Offredy et al., 2008; Ndosu & Newel, 2008, Sulosaari et al., 2010; Dilles, 2011). Lim and colleagues (2010) identified the need to improve nurses' pharmacological knowledge, medication administration and management in healthcare facilities for older people.

As elaborated in the study of Arnold (Arnold, 1999) and Kovner and colleagues (2005), nurses in their roles as caregivers, educators and administrators of medications are particularly well positioned to act preventatively and alertly to adverse drug reactions in their older patients. However, knowledge about medication, side effects and interactions are required for nurses to recognize these adverse drug reactions at an early stage in older people at home. In the Netherlands there are two levels of home healthcare nurses: nurses with vocational education and nurses with a higher vocational education (bachelor's degree). To our best knowledge, there is no information about the medication-related knowledge and perspectives regarding the medication of older people in the two levels of home healthcare nurses.

Objective

The aim of this study was to describe the current knowledge and perspectives among home healthcare nurses with regard to medication frequently used by older people. The results of this survey could give insight into the possibilities of the home healthcare nurses in recognizing medication-related problems at an early stage.

Table 1: Top 10 medicines most commonly used by persons 75+ years of age

1	Furosemide
2	Acetylsalicylic acid
3	Carbasalate calcium
4	Temazepam
5	Oxazepam
6	Paracetamol
7	Metoprolol
8	Omeprazole
9	Digoxin
10	Lactulose

Foundation of Pharmaceutical Statistics, 2003

Method

This paper is a report of a study to describe the level of knowledge and perspectives of Dutch home health care nurses regarding medication frequently used by older home healthcare patients.

Design

A cross-sectional survey was conducted using an electronic questionnaire administered via the internet.

Participants

The study population consisted of Dutch home healthcare nurses (with vocational education or with a higher vocational education/bachelor's degree) who were members of the national professional organization of primary care nurses and choose to participate in this study (N=146). These home healthcare nurses were asked by email, newsletters and website requests to participate in the study. The criterion for inclusion was that the nurses had to meet homecare patients on a daily basis.

The questionnaire

To gain insights into the knowledge of home healthcare nurses towards medication-related issues for older people, the 'Home Healthcare Nurses and Medication Questionnaire' was used. This questionnaire was developed in 2005 (Van Vliet & Rutgers); it contains twenty-nine questions on medication knowledge. The authors extended the questionnaire with nine statements of perspectives towards medication-related issues with a 5-point-Likert scale ranging from 'strongly disagree' to 'strongly agree'. The questionnaire in the Dutch language starts with questions regarding demographic characteristics such as sex, age, highest education level and years of work experience in home healthcare.

The basis for the knowledge questions in the questionnaire were the ten drugs most frequently used by persons older than 75 in the Netherlands according to the Dutch Foundation for Pharmaceutical Statistics (*Table 1*). From these ten most commonly used medications, twenty-nine multiple choices questions about nurses' knowledge were formulated and divided into five questions about drug interactions (50 points), sixteen questions about side effects (160 points) and eight questions about (contra) indications (80 points). For the entire questionnaire, a maximum of 290 points could be scored (10 points per question). The contents of the perspectives statements were based on literature.

Statements on responsibility, self-confidence and fear regarding medication-related issues were formulated. The face validity of the questionnaire was judged by a panel of experts (five home healthcare nurses and two nursing scientists) and tested for feasibility in a pilot by nine bachelor nursing students in their fourth year just before graduation (Bouzariouh, 2006). After the questionnaire had been minimally modified, based on the judgement of the expert panel and the pilot, the developers of the questionnaire agreed on the appropriateness of the contents and the cut-off scores.

Data collection

The 'Home Healthcare Nurses and Medication Questionnaire' was introduced to the department of primary care nurses in December 2008 in several ways. Firstly, the introduction started with an announcement in the magazine for members of the primary care nurses association with a request to fill in the questionnaire. All members received this magazine in their mailbox. Secondly, members with an updated email address also received an electronic newsletter that highlighted the research and contained a direct hyperlink to the questionnaire. Finally, members who visit the website of the primary care nurses association were asked to fill in the questionnaire that was attached in a hyperlink.

After one month (January) and after two months (February) a reminder was sent by email to all the members of the primary care nurses association. The data collection started in December 2008 and was completed in March 2009.

Ethical considerations

Participation of the home healthcare nurses in this study was entirely voluntary. All participants were extensively informed about the study through a written introduction. Consent was assumed through the participants' submission of the electronic questionnaire. The anonymity of the respondents was guaranteed, and it was not possible to trace the answers back to the participant. The data obtained from the participants was used only for this study. Participants were informed that all findings would be reported as group results and would be submitted for publication.

Data analysis

Data was analyzed using SPSS for Windows version 14.0. Demographic data and perspectives of home healthcare nurses regarding medication frequently used by older people were summarized using frequencies and percentages. The number of correct answers per category was calculated, including percentages, mean, range and standard deviation.

The relation between the outcome level of knowledge and age and years of experience was analyzed using linear regression. The association between level of education and level of knowledge was assessed with Spearman's coefficient. The relation between perspectives with regard to medication frequently used by older people (Fear yes/no, Responsibility yes/no and Self-confidence yes/no) and 'level of knowledge' of the home healthcare nurses was analyzed using logistic regression.

Results

Personal characteristics of sample

A total of 146 (18.25%) home healthcare nurses answered the questionnaire. The mean age of these nurses was 45 (sd 10.2), with a range between 18 and 61. The mean years of working experience in healthcare was 17.2 years (sd 11.0), with a range between 1 and 42 years. Almost all of the nurses (95.2%) were female. Most respondents (84%) had a bachelor's degree in nursing (*Table 2*).

Table 2: Demographic characteristics (N=146)

Sex	N	%
<i>Male</i>	6	4.1
<i>Female</i>	140	95.9
Age		
<i>18 - 34 years</i>	30	20.5
<i>35 - 50 years</i>	60	41.1
<i>51 - 65 years</i>	56	38.4
Nursing degree		
<i>Secondary Vocational Education</i>	18	12.3
<i>Bachelor Degree</i>	123	84.2
<i>Master Degree</i>	3	2.1
<i>Other</i>	2	1.4
Working experience		
<i>01 - 10 years</i>	50	34.2
<i>11 - 20 years</i>	44	30.1
<i>21 - 30 years</i>	32	21.9
<i>31 - 40 years</i>	18	12.3
<i>41 - 48 years</i>	2	1.4

Table 3: Knowledge of medication among home healthcare nurses (N=146)

		N	%	Mean points	Range	sd*
A. Knowledge regarding interaction				38.8	26.5-47	4.7
5 Multiple Choice Questions (0-50 points)**						
<i>Points</i>	<i>% Correct answers**</i>					
0 - 25	(0-50)	0	0			
> 25 - 30	(>51-60)	5	3.4			
> 30 - 35	(>61-70)	33	22.6			
> 35 - 40	(>71-80)	35	24			
> 40 - 45	(>81-90)	66	45.2			
> 45 - 50	(>91-100)	7	4.8			
B. Knowledge regarding side-effects				123.8	100-152	11.3
16 Multiple Choice Questions (0-160 points)**						
<i>Points</i>	<i>% Correct answers**</i>					
0 - 99	(>0-62)	0	0			
> 99 - 110	(>63-69)	18	12.3			
>110 - 120	(>70-75)	43	29.5			
>120 - 130	(>76-81)	44	30.1			
>130 - 140	(>82-88)	26	17.8			
>140 - 150	(>89-94)	14	9.6			
>150 - 160	(>95-100)	1	0.7			
C. Knowledge regarding (contra) indication				58.2	37.5-75	6.8
8 Multiple Choice Questions (0-80 points)**						
<i>Points</i>	<i>% Correct answers**</i>					
0 - 34	(0-43)	0	0			
> 34 - 44	(>44-55)	4	2.7			
> 44 - 54	(>56-68)	38	26			
> 54 - 64	(>69-80)	85	58.2			
> 64 - 74	(>81-93)	18	12.3			
> 74 - 80	(>94-100)	1	0.7			
Total knowledge (A+B+C)				220.9	173.5-264.5	17.2
29 Multiple Choice Questions (0-290 points)**						
<i>Points</i>	<i>% Correct answers**</i>					
0 - 170	(0-59)	0	0			
> 170 - 190	(>60-66)	5	3.4			
> 190 - 210	(>67-72)	32	21.9			
> 210 - 230	(>73-79)	65	44.5			
> 230 - 250	(>80-86)	37	25.3			
> 250 - 270	(>87-93)	7	4.8			
> 270 - 290	(>94-100)	0	0			

**Min-Max score, ** Percentage correct answers on 'Home healthcare nurses and medication questionnaire'.

*sd: standard deviation

Level of knowledge of medication among home healthcare nurses

As shown in table 3 the mean score for total knowledge was 220.9 points (sd 17.2) out of a maximum score of 290 points, which implied 76% accuracy. The mean score for knowledge of drug interactions was 38.8 (sd 4.7) out of a maximum score of 50 points (77% accuracy), with a range between 26.5 and 47 points. The mean score for knowledge of side effects was 123.8 (sd 11.3) out of a maximum score of 160 points (77% accuracy). Finally, the mean score for knowledge of (contra)indications was 58.2 (sd 6.8) out of a maximum score of 80 points (73% accuracy).

Perspectives of home healthcare nurses regarding medication

The perspectives of home healthcare nurses regarding medication frequently used by older people were assessed by means of the answers to the nine statements related to feelings of fear, responsibility and self-confidence (Table 4). Almost half of the home healthcare nurses (47%) disagreed with the statement *“I sometimes experience actions involving medications as stressful”*, and almost a quarter (23%) of the respondents agreed with this statement. Most of the home healthcare nurses (80%) agreed with the statement *“When I observe that the medication is not being taken properly during a home visit, I feel responsible for improving this situation”*.

Most home healthcare nurses (82%) disagreed with the statement *“I am not the right person to identify the potential side effects of the medication”*.

Almost 60% of the home healthcare nurses agreed with the statement *“I feel confident when medication is part of the treatment visit”*. Another 18% the home healthcare nurses disagreed with this statement and 22% felt neutral. More than three-quarters of the nurses (78%) agreed with the statement *“By intervening in time, I can avoid a medication-related hospital admission”*.

Regression analysis and correlations

No linear relation was observed between the level of knowledge and age ($r^2=0.00$, $p=0.945$) and years of working experience ($r^2=0.007$, $p=0.318$). Also no association was observed between the level of knowledge and level of education (Spearman $r=0.108$, $p=0.194$). Nor was a relation observed between level of knowledge on the one hand, and perspectives of fear ($p=0.942$) responsibility (p -value 0.593) self-confidence ($p=0.686$). Effect of gender could not be analyzed because the home healthcare nurses were predominately female (95%).

Table 4: Perspectives of home healthcare nurses (N=142) regarding older patients' medication use

Fear	Disagree		Neutral		Agree	
	N	%	N	%	N	%
I sometimes experience actions involving medication as stressful	67	47.2	42	29.6	33	23.2
I feel unsure if I unexpectedly have to help a patient take his/her medication	101	71.1	26	18.3	15	10.6
Sometimes I have the feeling that I incorrectly inform patients about medication	95	66.9	32	22.5	15	10.6
Responsibility						
When I observe that the medication is not being taken properly during a visit, I feel responsible for improving this situation	17	12.0	11	7.7	114	80.3
It is the patient's own responsibility to take medication on time	37	26.1	52	36.6	53	37.3
I'm not the right person to identify potential side effects of the medication	117	82.4	11	7.7	14	9.9
Self confidence						
I feel confident when medication is part of the treatment visit	26	18.3	31	21.8	85	59.9
If I don't feel comfortable in a situation with medication, I will contact a general practitioner or a pharmacist immediately	10	7.0	5	3.5	127	89.4
By intervening in time, I can avoid a hospital admission for the patient	14	9.9	18	12.7	110	77.5

Discussion

Although the respondents were dealing with medication-related questions about the medication most frequently used by older people, only 30.1% of the nurses scored between 80%-100%.

These results are consistent with the findings of Ives et al. (1997), Kapborg and Svensson (1999), King (2002), Sohda et al. (2001), Sohda et al. (2002), Offredy et al. (2007). They found that the nurses' lack of knowledge in the areas of drug effects, side effects, indications, contra-indications and interactions could be improved.

This underscores the importance of emphasizing the need for better medication-related knowledge, particularly in home healthcare, where nurses typically work independently and polypharmacy related to the percentage of older patients is prevalent.

Knowledge of the interactions and side effects was better than the knowledge concerning the contra-indications. The lack of knowledge may make it more difficult for the home healthcare nurses to observe and instruct patients about their medications. Therefore, nursing education should prepare nurses to become competent professionals who can provide and improve the patients' quality of care (Banning, 2003). However, other studies have shown that pharmacological education is not at the required level (Latter et al., 2000b, Bullock & Manias, 2002).

Providing drugs information and monitoring drugs therapy are primarily seen as medical or pharmaceutical tasks. Medical doctors focus on making diagnoses and initiating therapy, whereas nurses focus on the consequences for the patient of these diagnoses and treatments. Medication-related problems can be seen as consequences of treatment. Therefore, observing the consequences of medication and giving early warnings of drug-related problems for the patient are definitely part of the nursing profession. According to Bulechek et al (2007) medication management is pre-eminently a nursing intervention and described as the facilitation of the safe and effective use of prescription and over-the-counter drugs.

Dilles and colleagues (2010) demonstrated that nurses regularly engage in pharmacotherapeutic practices, such as providing drug information, monitoring treatment adherence and recognizing ADRs.

Based on the results, it appears that most home healthcare nurses feel responsible for their patients' medication use (80%). However, almost 20% of the home healthcare nurses did not agree with (12%) or were neutral (7.7%) toward the statement *"When I observe that medication is not being taken properly during a home visit, I feel responsible for improving this situation"*.

Almost a quarter (23%) of the home healthcare nurses sometimes experienced actions involving medication as stressful; this finding is consistent with what has been reported in the literature. Different studies have reported that nurses experience some fear when handling medication-related issues (Kapborg and Svensson, 1999; Grandell-Niemi et al., 2005; King, 2004). The results regarding self-confidence in relation to the patients' medication were comparable to other studies in the literature. It appears that home healthcare nurses did not have much self-confidence with respect to medication. Previous studies have reported different findings in relation to the perspectives of nurses regarding medication. It was reported that nurses sometimes lacked self-confidence. Sohda et al. (2002) cited the number of years of experience as a probable cause of a lack of self-confidence regarding patients' medication use. We could not confirm this finding in our study. In our study, almost 60% agreed with the statement "*I feel confident when medication is part of the treatment visit*". Eighteen percent did not agree. A possible explanation for the nurses who disagree with the statement is that the system of medication administration is not clear to home healthcare nurses and needs to be improved. Most home healthcare nurses (77.5%) were convinced that they played a role in preventing patients' medication-related hospital admissions.

Limitations of the research

To appreciate the present results, a number of aspects need to be discussed with regard to the scope and limitations of this study. The Dutch Professional Association of Nurses and Caregivers (Verpleegkundigen & Verzorgenden Nederland) consists of several departments and groups including the Association of Primary Care Nurses. This study also included home healthcare nurses who were members of the Association of Primary Care Nurses. It is plausible that members of a professional association are better informed and more up-to-date on their medication knowledge than the average Dutch home healthcare nurse.

In addition, because of random sampling was not used, this could have introduced some selection bias in the results. The home healthcare nurse were invited collectively to participate, but the participants decided for themselves whether or not to participate. Because of this self-selection, it is plausible that more home healthcare nurses with greater interest, better knowledge and better perspectives on medication-related issues participated as compared to home healthcare nurses who were not interested in such issues. Consequently, the mean knowledge of the average home healthcare nurse in the Netherlands will likely be lower and the perspectives less positive than those of the average nurse in our study.

In addition, the 'Home Healthcare Nurses and Medication Questionnaire' was electronically accessible. Because of this, the questionnaire could be opened at any time and place. This offered the respondents the chance to fill in the questionnaire with the help of outside information sources and colleagues. Because of this lack of control, there was the potential for information bias. We attempted to overcome this lack of control by collecting detailed, written participant information. Also, participants were asked not to fill in the questionnaire using extra sources of information.

Assuming the number of 800 members of the Association of Primary Care Nurses with an update email address, the response rate of 146 members (<20%) was low. This low response rate reduces the generalizability of the findings of the study, although this was expected given the similar response rate in the self-report survey of Mayo & Duncan (2003) and the questionnaire survey of Ives et al. (1996). Based on the description of the demographic characteristics of the respondents, the education levels were different from what was expected. For example, almost 80% of the respondents in this study had a bachelor's degree, unlike 5% of all of the home healthcare employees in the Netherlands (Velden van der et al, 2011). In addition, only 5% of the home healthcare nurses were male.

This is significantly lower than the national average of 15% male nurses (LEVV, 2008). This may have contributed to biased results.

We did not find a correlation between the demographic data and the knowledge or attitudes of the nurses regarding medication. It is possible that this was due to the small number of participants.

Conclusion and recommendations

Although most home healthcare nurses in this study feel responsible for promoting proper medication use by their older patients and agree with the statement that they play a role in preventing older patients' medication-related hospital admissions, their knowledge regarding medications could be improved. Nursing refresher courses, congresses, workshops and meetings are examples of venues where nurses can expand their knowledge of medication. The home healthcare nurses included are not always self-confident when taking actions to address their patients' medication-related issues. Further research in a larger population is recommended to investigate the association between medication-related knowledge and self-confidence in regard to handling medication-related issues.

References

- (1) Arnold G. (1999) *Avoiding inappropriate drug prescribing: fundamental principles for rational medication management*. *Clinical Nurse Specialist* 13(6):289-295.
- (2) Backstrom M., Ekman, E. & Mjorndal, T. (2007) *Adverse drug reaction reporting by nurses in Sweden*. *European Journal of Clinical Pharmacology* 63(6), 613-618.
- (3) Banning M. (2003) *Pharmacology education: a theoretical framework of applied pharmacology and therapeutics*. *Nurse Education Today* 23, 459-466.
- (4) Blokstra A., Verschuren W., Baan C., Boshuizen H., Feenstra T., Hoogenveen, H., Picavet, H., Smit, H. & Wijga (2007) *Impact of the ageing population on burden of disease. Projections of chronic disease prevalence for 2005-2025*. Report of The National Institute for Public Health and the Environment (RIVM) <http://www.rivm.nl/bibliotheek/rapporten/260401004.html>.
- (5) Bouzariouh J. (2006) *Medication knowledge of pre-graduated bachelor nursing students. Bachelor nursing students have the right for better medication education*. *Nursing* 13(10) p.13. [In Dutch].
- (6) Bulechek GM., Butcher HK. & McCloskey-Dochterman J. (2007) *Nursing Intervention Classification (NIC) 5th edition*. Elsevier Mosby.
- (7) Bullock S. & Manias E. (2002) *The educational preparation of undergraduate nursing students in pharmacology: a survey of lecturers' perceptions and experiences*. *Journal of Advanced Nursing* 40, 7-17.
- (8) Corbett C., Setter S., Daratha K., Neumiller J. & Wood L. (2010) *Nurse identified hospital to home medication discrepancies: implications for improving transitional care*. *Geriatric Nursing* 31(3), 188-196.
- (9) Dilles T., Vander Stichele R., Van Rompaey B., Van Bortel L. & Elseviers M. (2010) *Nurses' practices in pharmacotherapy and their association with educational levels*. *Journal of Advanced Nursing* 66(50):1072-1079.
- (10) Ellenbecker C., Frazier S.C. & Verney S. (2004) *Nurses' Observations and experiences of problems and adverse effects of medication related management in homecare*. *Geriatric Nursing* 25, 164-170.
- (11) Grandell-Niemi H., Hupli M., Leino-Kilpi H. & Puukka P. (2005) *Finnish nurses and nursing students' pharmacological skills*. *Journal of Clinical Nursing* 14 (6), 685-694.
- (12) Grandell-Niemi H., Hupli M., Puukka P & leino-Kilpi H. (2006). *Finnish nurses' and nursing students' mathematical skills*. *Nurse Education Today* 26, 151-161.
- (13) Ives G., Hodge K., Bullock S. & Marriot J. (1996) *First year registered nurses and self-rated pharmacology knowledge*. *Australian Journal of Advanced Nursing* 14 (1), 13-19.
- (14) Kapborg I. & Svensson H. (1999) *The nurse's role in drug handling within municipal health and medical care*. *Journal of advanced nursing* 30 (4), 950 -957.
- (15) King R.L. (2004) *Nurses' perceptions of their pharmacological educational needs*. *Journal of advanced nursing* 45 (4), 392-400.

- (16) Kovner C., Menezes M.A. & Goldberg J.D. (2005) *Examining Nurses' decision Process for Medication Management in Homecare*. Journal on Quality and Patient Safety 31 (7), 379-385.
- (17) Latter S., Yerrell P., Rycroft-Malone J. & Shaw D. (2000b) *Evaluating educational preparation for a health education role in practice: the case of medication education*. Journal of Advanced Nursing 32, 1282-1290.
- (18) LEVV (2008) <http://www.levv.nl/frequentlyaskedquestion/facts-numbers>. <http://www.levv.nl/nl/infoportaal/veelgestelde-vragen/feiten-cijfers> [in Dutch] (access derived, March 2009)
- (19) LEVV (2009) <http://www.levv.nl/frequently-asked-questions/medication-administering>. <http://www.levv.nl/nl/infoportaal/veelgestelde-vragen/medicatie-verstreken-en-toedienen> [in Dutch] (access derived, Dec 2009).
- (20) Lim L.M. , Chiu, L.H. Dohrmann J. & Tan, K.L. (2010) *Registered nurses' medication management of the elderly in aged care facilities*. International Nursing Review 57, 98-106.
- (21) Mayo A. & Duncan D. (2004) *Nurse perceptions of medication errors. What we need to know for patient safety*. Journal of Nursing Care Quality 19, 209-217.
- (22) Meredith S., Feldman P.H., Frey D., Hall K., Arnold K., Brown N.J. & Ray W.A. (2001) *Possible Medication errors in Home Healthcare Patients*. Journal of the American Geriatric Society 49 (6), 719-724.
- (23) Nakanichi, M. (2006) *Nurses' collaboration with the physicians in managing medication improves patient outcome in acute psychiatric care*. Psychiatry & Clinical Neuroscience 60(2), 196-203.
- (24) Ndosi, M.E. & Newell R. (2008) *Nurses' knowledge of pharmacology behind drugs they commonly administer*. Journal of Clinical Nursing 18, 570-580.
- (25) Offredy, M., Kendall, S.& Goodman, C. (2008) *The use of cognitive continuum theory and patient scenarios to explore nurse prescribers' pharmacological knowledge and decision-making*. International Journal of Nursing Studies 45(6):855-68.
- (26) Setter, S., Corbett, C., Neumiller, J., Gates, B., Sclar, D. & Sonnett, T. (2009) *Effectiveness of a pharmacist-nurse intervention on resolving medication discrepancies for patients transitioning from hospital to home healthcare*. American Journal Health-System Pharmacy 66(22);2027-2031.
- (27) Setter, S. Corbett, C.& Neumiller, J. (2012) *Transitional Care: Exploring the Home Healthcare Nurse's Role in Medication Management*. Home Healthcare Nurse 30(1) 19-26.
- (28) SFK (2008). Foundation for pharmaceutical statistics. <http://www.sfk.nl/publicaties/2008denf.pdf>http://www.sfk.nl/publicaties/farmacie_in_cijfers/2005/2005/2005-32.html
- (29) Stuijt C., Franssen E., Egberts A.& Hudson S. (2008) *Appropriateness of prescribing among elderly patients in a Dutch residential home: observational study of outcomes after a pharmacist-led medication review*. Drugs Ageing 25 (11), 947-954.
- (30) Sohda M., McLaughlin M., Williams G. & Dhillon S. (2002) *Nurses' confidence and pharmacological knowledge: a study*. British Journal of Community Nursing 7 (6), 309-315.

- (31) Sodha M., McLaughlin M., Williams G., Shah R. & Glegg J. (2002) *Nurse prescribing; testing the knowledge base*. Journal of community nursing 16 (3), 4-14
- (32) Sulosaari V., Suhonen R. & Leino-Kilpi H. (2010) *An integrative review of the literature on registered nurses' medication competence*. Journal of Clinical Nursing Aug. 1-15.
- (33) Ulfvarson J. , Mejyr, S. & Bergman, U. (2007) *Nurses are increasingly involved in pharmacovigilance in Sweden*. Pharmacoepidemiology and drug safety 16: 532–537.
- (34) Velden van der L., Francke A. & Batenburg R. (2011) *Supply and demand trends in nursing and care in the Netherlands*. A knowledge synthesis of existing literature and data sources. NIVELrepport. [In Dutch].
- (35) Vinks T., Egberts T., de Lange T. & de Koning F (2009) *Pharmacist-based medication review reduces potential drug-related problems in the elderly: the SMOG controlled trial*. Drugs Aging 26 (2) 123-133.
- (36) Van Vliet M. & Rutgers A. 'Home Healthcare and Medication Questionnaire' [in Dutch]. <http://www.lvw.nl/Portals/32/wijkverpleging/Vragenlijst%20Wijkverpleegkundigen%20en%20medicatie.pdf> (Access derived March 2010).

Early recognition of drug related problems





Chapter 4.1

The association between prescription change frequency, chronic disease score and hospital admission

**Carolien GM Sino, Rutger Stoffen, Eibert R Heerdink,
Marieke J Schuurmans, Patrick C Souverein, Toine CG Egberts**

BMC Pharmacology and Toxicology 2013. 14:39

Abstract

Background

The aim of this study was to assess the association between prescription changes frequency (PCF) and hospital admissions and to compare the PCF to the Chronic Disease Score (CDS). The CDS measures comorbidity on the basis of the 1-year pharmacy dispensing data. In contrast the PCF is based on prescription changes over a 3-month period.

Methods

A retrospective matched case-control design was conducted. 10.000 Patients were selected randomly from the Dutch PHARMO database, who had been hospitalized (index date) between July 1, 1998 and June 30, 2000. The primary study outcome was the number of prescription changes during several three-month time periods starting 18, 12, 9, 6, and 3 months before the index date. For each hospitalized patient, one non-hospitalized patient was matched for age, sex, and geographic area, and was assigned the same index date as the corresponding hospitalized patient. We classified four mutually exclusive types of prescription changes: change in dosage, switch, stop and start.

Results

The study population comprised 8,681 hospitalized patients and an equal number of matched non-hospitalized patients. The odds ratio of hospital admission increased with an increase in Prescription Change Frequency (PCF) category. At 3 months before the index date from PCF=1 OR 1.4 [95%CI 1.3-1.5] to PCF= 2-3 OR 2.2 [95%CI 1.9-2.4] and to PCF \geq 4 OR 4.1 [95%CI 3.1-5.1]. A higher CDS score was also associated with an increased odds ratio of hospitalization: OR 1.3 (95% CI 1.2-1.4) for CDS 3-4, and OR 3.0 (95% CI 2.7-3.3) for CDS 5 or higher.

Conclusion

The prescription change frequency (PCF) is associated with hospital admission, like the Chronic Disease Score (CDS). Pharmacists and other healthcare workers should be alert when the frequency of prescription changes increases. Clinical rules could be helpful to make pharmacists and physicians aware of the risk of the number of prescription changes.

Background

Medication-related problems are responsible for 3–10% of acute hospital admissions, of which approximately half are potentially preventable^[1-11]. Hospital admissions can lead to additional functional decline^[12,13], unintentional harm^[14], and increased costs. Medication monitoring and management are methods used to avoid medication-related complications.

In 2008, the Dutch HARM study group established seven independent risk factors for medication-related hospital admissions: (a) impaired cognition, (b) four or more diseases in the patient's medical history, (c) dependent living situation, (d) impaired renal function before hospitalization, (e) non-adherence to medication regimen, (f) the use of five or more medications at the time of admission (polypharmacy), and (g) age over 65^[11]. In the industrialized world, the proportion of the population that is 65 years or older is rapidly increasing. Elderly patients more often suffer from multiple morbidities, use more medications, and are treated by more healthcare professionals than younger patients^[15]. Drug consumption is three times higher among people aged 65 years or older, and four times higher in people aged 75 years or older, than it is in people younger than 65 years. The majority of these drugs are taken chronically (www.SFK.nl). The increased use of prescription drugs by the elderly is a consequence of their longer lifespan, their increasing use of health services, and the availability of new drugs^[16]. From a clinical perspective, prescription changes are a risk factor for medication-related hospital admission. During the course of a disease, it may be necessary to change the dosage of medication, to switch to a similar medication, to temporarily withdraw the drug, or to start a new drug. With the exception of the study of Koecheler^[17], who reported 'medication regimen changes in four or more times during the past 12 months' to be one of the six prognostic indicators for identifying ambulatory patients who need pharmacist monitoring, there have been no other studies that evaluated the association between the number of prescription changes and hospital admission. For this reason, we investigated whether the frequency of prescription changes is associated with hospital admission, and, if so, whether the strength of this association changes in the months before hospital admission.

The Chronic Disease Score (CDS), a well-established instrument to predict hospital admission, measures comorbidity on the basis of the 1-year pharmacy dispensing data for 17 (therapeutic groups of) somatic medications intended for chronic use^[18]. The latter makes the CDS a static instrument. In contrast, the Prescription Changes Frequency (PCF) is based on prescription changes over a 3-month period. The objectives of this study were (1) to assess the association between the PCF and hospital admission at different times before admission and (2) to compare the PCF with the CDS for predicting hospital admission.

Methods

Study design and setting

This retrospective, matched case-control study used with permission data from the Dutch PHARMO Record Linkage System (RLS)(www.pharmo.nl). The PHARMO RLS includes the dispensing records of community pharmacies linked to hospital discharge records. It consists of a representative sample of more than 200 community pharmacies in more than 50 regions throughout the Netherlands and is representative for the Netherlands^[19].

It currently includes data for more than 2 million residents (12% of the Dutch population) regardless of the type of medical insurance. The computerized pharmacy dispensing records contain information about drugs dispensed, dispensing date, prescribing physician, amount of drug dispensed, and prescribed dosage regimen. Patient information includes sex and date of birth.

Each patient is assigned an anonymous unique patient identification code and each medication is also given a unique code, according to the Anatomical Therapeutic Chemical (ATC) classification system. This makes it possible to track drug therapy and changes in drug therapy over time. The database does not record the indication for which a medicine is prescribed and neither does it include all medications used because non-prescription products can be purchased over-the-counter.

Cases and Controls

Initially, 10,000 patients who had been hospitalized for the first time of possible repeated hospitalizations between July 1998 and June 2000 were randomly selected from the PHARMO RLS. The date of hospital admission was considered the index date. Each hospitalized patient was matched (by age on birthday, sex, geographic area per pharmacy catchment area) with a control patient who was assigned the same index date. Patients were included if medication data were available for at least 24 months before the index date.

Prescription Change Frequency

A prescription is defined as one medication order. PCF is defined as the number of prescription changes made during a 3-month period, without distinguishing between intentional and unintentional changes. Four different types of prescription changes were distinguished: (1) change in dosage, (2a) product switch, (2b) generic brand switch, (2c) therapeutic switch, (3) stopping medication, and (4) starting medication (Table 1).

Table 1: Classification of Prescription Changes

Classification	Definition
1. Change in dosage	Change in dosage means that, for the same drug, the daily dosage is increased or decreased (e.g., amitriptyline 25 mg changes in Metoprolol 50 mg plain tablet instead of metoprolol slow release tablet (Selokeen ZOC®)).
2a. Product formulation switch	Metoprolol 50 mg plain tablet instead of metoprolol slow release tablet (Selokeen ZOC®).
2b. Generic brand switch	Change to another product containing the same active substance with the same strength and the same dosage (e.g., atenolol 50 mg tablet (generic product) instead of Tenormin® 50 mg tablet (brand) or Renitec® 10 mg tablet (brand) instead of enalapril 10 mg tablet).
2c. Therapeutic switch	Change to another active substance within the same therapeutic group; the first four characters of the ATC classification are the same (e.g. amitriptyline (NO6AA09) instead of citalopram (NO6ABO4) or fluoxetine (NO6ABO3) instead of citalopram (NO6ABO4)).
3. Stop	No continuation 90 days after one of the five control time points and no generic-brand substitution (1), product formulation switch (2) or therapeutic switch (3).
4. Start	Start of a drug means prescription of a drug which had not been prescribed during the previous six months and which is not a generic brand substitution (1), product formulation switch (2) or therapeutic switch (3).

As we were interested in whether the PCF affects hospitalization over time, we calculated the PCF score for both patients and controls at 18, 12, 9, 6, and 3 months before the index date. The duration of use of each drug was estimated by dividing the number of dispensed units by the prescribed daily dose.

Drugs that had a theoretical end date beyond 18, 12, 9, 6, or 3 months before the index date were considered as being in use on these dates. Only drugs intended for systemic use were taken into account. PCF scores were categorized into 0 prescription changes (PCF 0), 1 prescription change (PCF 1), 2 or 3 prescription changes (PCF 2 or 3), and 4 or more prescription changes (PCF \geq 4).

Chronic Disease Score

The CDS is calculated on the basis of the use over 1 year of medications for 17 medications for chronic somatic diseases. The CDS has been shown to be a valid measure of complications related to an individual patient's burden of chronic somatic diseases and is clearly associated with the probability of being hospitalized[20-22].

To compare the PCF with the CDS, we calculated and categorized the CDS for the year preceding the index date into four categories: CDS score = 0, CDS score = 1 or 2, CDS score = 3 or 4, and CDS score 5 or higher.

Statistical analysis

The strength of the association between the PCF score and hospital admission was calculated by comparing the number of patients and controls in each PCF category at 18, 12, 9, 6 and 3 months before the index date with forced entry univariate logistic regression analysis; outcomes are expressed as the odds ratio (95% CI), using PCF 0 as reference. To assess the effects of other patient or hospitalization characteristics, we performed stratified analyses with age (< 65 years \geq 65 years), admission type (emergency or planned), CDS score, and polypharmacy (the use of five or more drugs concomitantly) as variables.

To assess the strength of the association between the CDS score and hospital admission, the number of patients and controls per CDS category were compared (expressed as OR 95% CI), taking CDS 0 as reference. The nature of prescription changes was determined for each time period.

The correlation between the PCF and the CDS was measured with a two-tailed Spearman's correlation coefficient. Statistical analyses were performed using SPSS 16.0 (SPSS, Chicago, IL).

Results

The source population was a random sample of 10,000 patients admitted to a hospital and an equal number of matched non-admitted individuals (controls). Because 1319 matched patients had less than 24 months of exposure history available in PHARMO RLS, the final study population comprised 8681 patients and 8681 controls. The characteristics of the study population are displayed in Table 2. The mean age was 52.6 years (SD 21.8) and 58.7% of the participants were women. At the index date, 60.6% of the patients and 47.8% of the controls were using systemic medication; the mean number of drugs used at the index date was 3.0 for patients and 2.1 for controls. In both groups, the number of drugs used increased with age. The CDS was higher in the patients than in the controls. The most frequent reasons for prescription changes at all time points before the index date were stopping medication and changes in dosage (table 4).

The risk of hospital admission increased with the number of prescription changes. At 3 months before the index date, the likelihood of hospitalization increased with increasing PCF category: the odds ratio (OR) between patients and controls was 1.4 (95% CI 1.3-1.5) in the lowest PCF category (PCF 1) and 4.1 (95% CI 3.1-5.1) in the highest PCF category (PCF 4). This was also true for comparisons for 18, 12, 9, and 6 months before index date (table 3).

The risk of hospital admission also increased per CDS category. A higher CDS score was associated with an increased risk of hospitalization: OR 1.5 (95% CI 1.4-1.6) for CDS 1-2, OR 1.7 (95% CI 1.6-1.9) for CDS 3-4, and OR 3.6 (95% CI 3.3-3.9) for CDS 5 or higher (table 5).

Stratification by age (< 65 years ≥ 65 years), admission type (planned or emergency admission), CDS score, and polypharmacy resulted in comparable increases in OR with increasing PCF score. For participants on polypharmacy, the OR of PCF 4 or more decreased between 9 and 3 months before the index date, from 3.5 (95% CI 1.9-6.67) to 2.2 (95% CI 1.0-5.4). When stratified by CDS, the likelihood of being hospitalized also increased with increasing PCF scores (Figure 1).

A two-tailed Spearman' correlation coefficient showed a significant but poor correlation between CDS 0 and PCI 0 (0.019, $p=0.01$) and CDS 5 or higher and PCI 4 or higher (0.027, $p=0.01$) and no significant correlation between CDS 1 or 2 and PCF 1 and CDS 3 or 4 and PCF 2 or 3 at 3 months before the index date.

Table 2: Characteristics of Hospitalized and Non-Hospitalized Patients at the Index date

Characteristics	Hospitalized	%	Non-Hospitalized	%
	N=8681		N=8681	
Sex				
Male	3588	41.3	3588	41.3
Female	5093	58.7	5093	58.7
Age (years at index date)				
0 - \geq 18	574	6.6	574	6.6
>18 - \geq 45	2737	31.5	2737	31.5
> 45 - \geq 65	2246	25.9	2246	25.9
> 65 - \geq 79	2218	25.6	2218	25.6
> 79	906	10.4	906	10.4
Number of medications				
0	3416	39.4	4534	52.2
1	1794	20.7	2121	24.4
2	985	11.3	872	10.0
3	767	8.8	535	6.2
4	544	6.3	302	3.5
\geq 5	1175	13.5	317	3.7
CDS category				
CDS score 0	3671	42.3	5206	60.0
CDS score 1-2	1331	15.3	1287	14.3
CDS score 3-4	1731	19.9	1415	16.3
CDS score \geq 5	1948	22.4	773	8.9
Duration of hospitalization				
1 day	417	4.8		
2-5 days	4374	50.4		
> 5 days	3890	44.8		
Admission type				
Emergency	3966	45.7		
Planned	4715	54.3		
Admission for surgery				
Yes	4360	50.2		
No	4321	49.8		

Table 3: The association between Prescription Change TYPE and Hospital Admission at Different Time

	-18					-12					-9	
	H	NH	OR	CI 95%		H	NH	OR	CI 95%		H	NH
PC TYPE												
Change in Dosage	946	521	1.4	1.3	1.6	1183	699	1.3	1.2	1.4	1093	597
Product Switch	211	127	1.6	1.3	2.0	329	187	1.6	1.3	1.9	325	202
Generic Brand Switch	114	67	1.7	1.2	2.2	180	93	1.8	1.4	2.3	192	103
Therap. Switch	221	100	1.9	1.5	2.4	230	117	1.7	1.4	2.1	256	96
Stop	2735	1923	1.3	1.2	1.3	2961	1910	1.3	1.3	1.4	3122	1950
Start	162	61	2.3	1.7	3.0	136	76	1.6	1.3	2.1	157	61

H=hospitalized patients (N=8681), NH=Non-Hospitalized Patients (N=8681), OR=Odds Ratio, CI 95%= Confidence Interval 95%, PC Type=Prescription Change Type.

Points before Index date												
			-6					-3				
OR	CI 95%		H	NH	OR	CI 95%		H	NH	OR	CI 95%	
1.4	1.3	1.6	1162	639	1.4	1.3	1.5	1405	656	1.5	1.4	1.6
1.5	1.3	1.8	349	217	1.5	1.3	1.8	422	245	1.6	1.4	1.8
1.8	1.4	2.3	219	101	2.1	1.6	2.6	274	91	2.8	2.2	3.5
2.3	1.8	2.9	300	111	2.3	1.8	2.8	345	117	2.6	2.1	3.1
1.4	1.3	1.4	3122	1943	1.4	1.3	1.4	3102	2005	1.3	1.3	1.4
2.3	1.8	3.1	186	75	2.2	1.7	2.8	227	71	2.9	2.2	3.7

Table 4: The association between Prescription Change Frequency and Hospital Admission at Different Time

	-18				-12				-9	
	H	NH	OR	CI 95%	H	NH	OR	CI 95%	H	NH
PCF Cat										
0	6086	6736	1	ref	5844	6524	1	ref	5788	6556
1	1631	1418	1.3	1.2 1.4	1731	1564	1.2	1.2 1.3	1720	1561
2 or 3	760	451	1.9	1.7 2.1	853	514	1.9	1.7 2.1	899	490
≥ 4	204	76	3.0	2.3 2.4	253	79	3.6	2.8 4.6	274	74

H=hospitalized patients (N=8681), NH=Non=Hospitalized Patients (N=8681), OR=Odds Ratio, CI 95%= Confidence Interval 95%, PCF Cat=Prescription Change Frequency Category.

Points before Index date												
				-6				-3				
OR	CI 95%		H	NH	OR	CI 95%		H	NH	OR	CI 95%	
1	ref		5723	6570	1	ref		5591	6537	1	ref	
1.3	1.2	1.4	1751	1483	1.4	1.3	1.5	1743	1493	1.4	1.3	1.5
2.1	1.9	2.3	923	542	2.0	1.8	2.2	1031	560	2.2	1.9	2.4
4.2	3.3	5.4	284	86	3.8	3.0	4.8	316	91	4.1	3.1	5.1

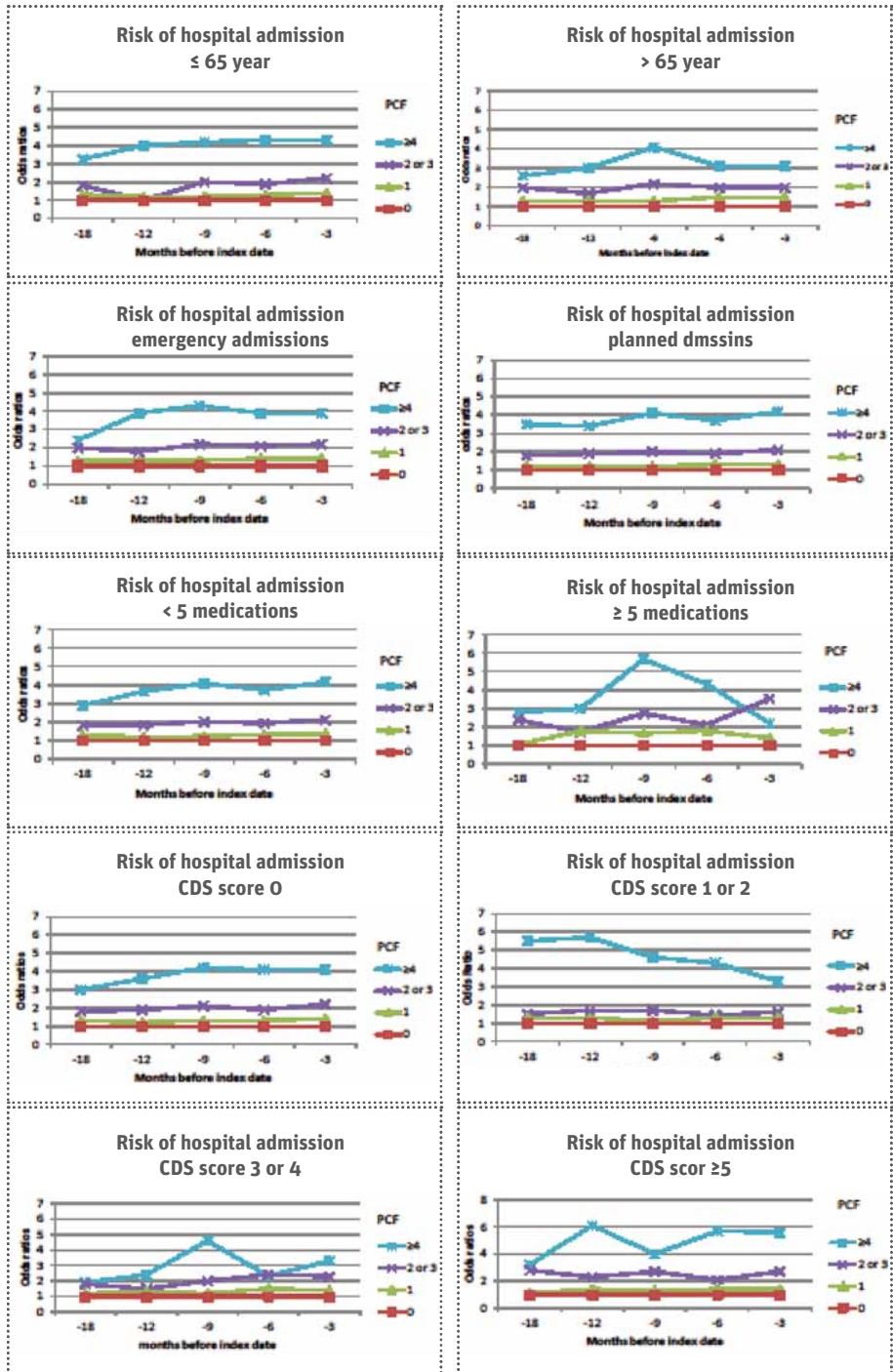


Figure 1. Stratification on age category, admission type, polypharmacy and cds score

Table 5: The association between the Chronic Disease Score and Hospital Admission

	Indexdate				
	indezdate Hospitalized patients N=8681	Non Hospitalized patients N=8681)	OR	CI 95%	
CDS score					
0	3671	5206	1	ref	
1 or 2	1331	1287	1.04	0.96	1.13
3 or 4	1731	1415	1.27	1.18	1.38
≥ 4	1948	773	2.95	2.71	3.23

OR=Odds Ratio, CI 95%= Confidence Interval 95%,
 CDS score=Chronic Disease Score at index date
 ref= reference

Discussion

The main finding of this study is that the frequency of prescription changes (PCF) is associated with an increased risk of hospital admission. We also confirmed the known association between the Chronic Disease Score (CDS) and hospital admission. While the PCF and CDS were both associated with hospital admission, the correlation between the two instruments was poor. The CDS measures comorbidity on the basis of the 1-year pharmacy dispensing data. In contrast, the PCF is based on prescription changes over a 3-month period. The results showed that the PCF within a three month period is comparable with the one year period of the CDS. Therefore, the PCF is more useful in practice.

We found that among patients with a low CDS score, an increasing number of prescription changes was associated with an increased risk of hospital admission. Stratified analysis of the CDS scores into the four categories confirmed this finding: at each CDS category, we found a comparable increase in the risk of hospitalization caused by the number of prescription changes.

Stratification by age (<65 or ≥65 year) and medication use (< 5 or ≥5 medications used) showed an increasing risk of hospitalization with increasing PCF (figure 1). Several studies have reported age and polypharmacy as risk factors for hospital admission.

We found that, based on PCF scores, even patients younger than 65 years and patients without polypharmacy were at increased risk of hospital admission. It is plausible that the risk was lower for planned than for emergency admissions, but this was not confirmed after stratification by type of hospitalization. Unexpectedly, patients on polypharmacy had a decreased risk of hospital admission: PCF 4 or

higher decreased between 9 and 3 months before the index date. On the basis of this finding, the most common reason for prescription changes, namely stopping medication, would appear to be protective against hospital admission in patients on polypharmacy. As we do not know which medications were stopped, this finding does not mean that stopping specific medications is protective.

The CDS has the disadvantage that it is based on information about medication history collected for at least 1 year prior to the event under investigation. We showed that it is possible to predict the risk of hospitalization on the basis of the number of prescription changes in 3 months. On the other hand, the CDS is based on the use of 17 medications, whereas the PCF is based on all medications and thus requires detailed medication histories. The CDS was developed to measure a patient's overall health status, but the PCF is not suitable for this. A potential weakness of the CDS, which was developed in 1992, is that it has never been adjusted to accommodate new medication classes, unlike the PCF, which is based on all medications used. Despite this, the CDS is still associated with hospital admissions.

Limitations

This study had a number of limitations. The database does not provide information about the indication for which a drug is prescribed, so we cannot comment about the frequency of medication changes for specific indications. One could argue that more ill patients will have more prescription changes. However, this was not the aim of the study. The use of non-prescription medicines is not known as patients could also buy medications OTC. In addition, prescribers might not write out a new prescription each time drug use is changed.

Because the PCF is based on dispensing data from community pharmacies, this would mean that the association between PCF and hospital admission might have been underestimated. As the data set used in this study covered the period between July 1998 and June 2000, it is possible, but unlikely, that since then the prescribing behaviour of doctors has changed, influenced by medication reconciliation programmes, or indications for hospital admission might have become stricter, both of which would have led to overestimation of the association between PCF and hospitalization.

While the Dutch PHARMO database is complete, it does not provide information about the socioeconomic status or compliance of patients or their health status (the controls might have been ill less often than the patients); however, as the controls were sampled independently of exposure status, these factors would not influence our results. Lastly, it was outside the scope of this study to distinguish between the different reasons for changing medication in greater detail. To our knowledge, besides the study of Koehler et al. ^[17], no other studies have investigated prescription changes and the risk of hospital admission. Several other studies, like the HARM study, have described risk factors for medication-related hospital admission, but did not focus on prescription changes.

Further research should consider more detailed variables of the prescription changes like types of medications involved. In addition, it should be interesting to test the PCF model in a follow up study.

Conclusion

This longitudinal study of a large group of patients over 24 months demonstrated that the frequency of prescription changes (PCF) over a 3-month period is associated with hospital admission, which suggests that the PCF could be used as an alternative to the CDS for predicting hospital admission. In the ambulant setting, the PCF score could function as a warning signal for an increased risk of hospitalization and as such contribute to medication safety programmes. The PCF might be particularly useful for older patients, who tend to use more medications. District nurses and social workers care should be alerted if the frequency of prescription changes increases in their patients. Community pharmacists can use the PCF as a clinical rule to facilitate early identification of potential drug-related problems. Further research is needed to determine the predictive value of the PCF in practice as a clinical rule.

Competing Interest

Possible conflict of interest: nothing to disclose.

The department of Pharmacoepidemiology & Pharmacology has received unrestricted funding for pharmacoepidemiological research from GlaxoSmithKline, Novo Nordisk, the private-public funded Top Institute Pharma (www.tipharma.nl), includes co-funding from universities, government and industry), the Dutch Medicines Evaluation Board and the Dutch Ministry of Health.

Author's contribution

All authors contribute the study conception and design and the study's analytic strategy (CS-RS-EH-MS-PS-TE). PS prepared the database for analysis. CS has done the statistical data analysis, supported by EH and PS. CS and RS conduct the literature review and have written the drafting of the manuscript.

Author MS and TE supervised the study and helped with critical revisions of the manuscript for important intellectual content. All authors read and approved the final manuscript.

Acknowledgments

No special funding was received for this study. The department of Pharmacoepidemiology & Pharmacology has received unrestricted funding for pharmacoepidemiological research from GlaxoSmithKline, Novo Nordisk, the private-public funded Top Institute Pharma (www.tipharma.nl), includes co-funding from universities, government and industry), the Dutch Medicines Evaluation Board and the Dutch Ministry of Health.

References

1. Lazarou J, Pomeranz BH, Corey PN. *Incidence of adverse drug reactions in hospitalized patients: a meta-analysis of prospective studies*. JAMA. 1998; 15;279(15):1200-05.
2. Roughead EE, Gilbert AL, Primrose JG, Sansom LN. *Drug-related hospital admissions: a review of Australian studies published 1988-1996*. Med J Aust. 1998; Apr 20;168(8):405-08.
3. Green CF, Mottram DR, Rowe PH, Pirmohamed M. *Adverse drug reactions as a cause of admission to an acute medical assessment unit: a pilot study*. J Clin Pharm Ther. 2000; Oct;25(5):355-61.
4. Pouyanne P, Haramburu F, Imbs JL, Begaud B. *Admissions to hospital caused by adverse drug reactions: cross sectional incidence study*. French Pharmacovigilance Centres. BMJ. 2000; Apr 15;320(7241):1036.
5. Beijer HJ, de Blaey CJ. *Hospitalisations caused by adverse drug reactions (ADR): a meta-analysis of observational studies*. Pharm World Sci. 2002; Apr;24(2):46-54.
6. Onder G, Pedone C, Landi F, Cesari M, Della Vedova C, Bernabei R, et al. *Adverse drug reactions as cause of hospital admissions: results from the Italian Group of Pharmacoepidemiology in the Elderly (GIFA)*. J Am Geriatr Soc. 2002; Dec;50(12):1962-68.
7. Waller P, Shaw M, Ho D, Shakir S, Ebrahim S. *Hospital admissions for 'drug-induced' disorders in England: a study using the Hospital Episodes Statistics (HES) database*. Br J Clin Pharmacol. 2005; Feb;59(2):213-19.
8. Klarin I, Wimo A, Fastbom J. *The association of inappropriate drug use with hospitalisation and mortality: a population-based study of the very old*. Drugs Aging. 2005;22(1):69-82.
9. van der Hooft CS, Dieleman JP, Siemes C, Aarnoudse AJ, Verhamme KM, Stricker BH, et al. *Adverse drug reaction-related hospitalisations: a population-based cohort study*. Pharmacoepidemiol Drug Saf. 2008; Apr;17(4):365-71.
10. Kongkaew C, Noyce PR, Ashcroft DM. *Hospital admissions associated with adverse drug reactions: a systematic review of prospective observational studies*. Ann Pharmacother. 2008; Jul;42(7):1017-25.
11. Leendertse AJ, Egberts AC, Stoker LJ, van den Bemt PM, HARM Study Group. *Frequency of and risk factors for preventable medication-related hospital admissions in the Netherlands*. Arch Intern Med. 2008; Sep 22;168(17):1890-96.
12. Boyd CM, Ricks M, Fried LP, Guralnik JM, Xue QL, Xia J, et al. *Functional decline and recovery of activities of daily living in hospitalized, disabled older women: the Women's Health and Aging Study I*. J Am Geriatr Soc. 2009; Oct;57(10):1757-66.
13. Hoogerduijn JG, Schuurmans MJ, Duijnstee MS, de Rooij SE, Grypdonck MF. *A systematic review of predictors and screening instruments to identify older hospitalized patients at risk for functional decline*. J Clin Nurs. 2007; Jan;16(1):46-57.
14. Zegers M, de Bruijne MC, Wagner C, Hoonhout LH, Waaijman R, Smits M, et al. *Adverse events and potentially preventable deaths in Dutch hospitals: results of a retrospective patient record review study*. Qual Saf Health Care. 2009; Aug;18(4):297-302.

15. Higashi T, Shekelle PG, Solomon DH, Knight EL, Roth C, Chang JT, et al. The quality of pharmacologic care for vulnerable older patients. *Ann Intern Med.* 2004; May 4;140(9):714-20.
16. Linjakumpu T, Hartikainen S, Klaukka T, Veijola J, Kivela SL, Isoaho R. *Use of medications and polypharmacy are increasing among the elderly.* *J Clin Epidemiol.* 2002; Aug;55(8):809-17.
17. Koecheler JA, Abramowitz PW, Swim SE, Daniels CE. *Indicators for the selection of ambulatory patients who warrant pharmacist monitoring.* *Am J Hosp Pharm.* 1989; Apr;46(4):729-32.
18. Von Korff M, Wagner EH, Saunders K. A chronic disease score from automated pharmacy data. *J Clin Epidemiol.* 1992; Feb;45(2):197-203.
19. RMC Herings. *PHARMO: a record linkage system for postmarketing surveillance of prescription drugs in The Netherlands.* Department of Pharmacoepidemiology and Pharmacotherapy. Utrecht University; 1993.
20. Clark DO, Von Korff M, Saunders K, Baluch WM, Simon GE. *A chronic disease score with empirically derived weights.* *Med Care.* 1995;Aug;33(8):783-95.
21. Fishman PA, Shay DK. *Development and estimation of a pediatric chronic disease score using automated pharmacy data.* *Med Care.* 1999;Sep;37(9):874-83.
22. Putnam KG, Buist DS, Fishman P, Andrade SE, Boles M, Chase GA, et al. *Chronic disease score as a predictor of hospitalization.* *Epidemiology.* 2002; May;13(3):340-46.



Chapter 4.2

Recognition of Drug Related Problems by Home healthcare Employees:

A Dutch observational study with self-reports

**Carolien GM Sino, Ad van Dooren, Annemarie Haverkamp,
and Marieke J Schuurmans**

Journal of Nursing Education and Practice Vol. 3, No. 8, 2013

Abstract

Background: In the Netherlands, the majority (80%) of the older people (>65) use prescribed drugs. Besides, 82% of the patients who receive home healthcare is 65 years of age or older. Because of natural changes in age-related drug metabolism, these older home healthcare patients are particularly vulnerable to drug related problems.

Purpose: To describe how home healthcare Nurse Assistants (NA), home healthcare Licensed Practical Nurses (LPN) and home healthcare Registered Nurses (RN) rate their knowledge, monitoring skills and ability to recognize adverse drug reactions and drug interactions of the most commonly used medication in older people, aged 75 or older, in the Netherlands.

Methods: A survey design was conducted with the use of a questionnaire in a homecare organization in the Netherlands.

Results: Home healthcare workers most easily recognize side-effects of confusion, drowsiness and fatigue more easily than gastrointestinal disorders and dizziness. In addition, home healthcare Registered Nurses and home healthcare Licensed Practical Nurses were more likely than home healthcare assistants to recognize and report symptoms due to side-effects.

Conclusion: There are differences between Registered Nurses (RN), Licensed Practical Nurses (LPN) and Nurse Assistants (NA) in the knowledge and their skills to recognize adverse drug reactions and interactions in homecare. Consequently, the allocation of clients to RNs, LPNs or NAs should be arranged well throughout. Home healthcare workers are well positioned to act preventatively and alertly to potential drug related problems, if they have been adequately access to information on side effects and interactions of medication.

Background

It is a well-known fact that the proportion of the population that is 65 years or older is rapidly increasing. The older population more frequently suffers from multi morbidities, use more medication and are treated by a larger number of health care professionals than the younger population (Higashi et al. 2004). In the Netherlands drug consumption is three times higher among persons of 65 years or older, while people aged 75 years or older consume five times more than the average person (SFK. Foundation for Pharmaceutical Statistics 2010). Because of natural changes in age-related drug metabolism, older people are particularly vulnerable to medication-related problems (Gallagher 2001). Due to ageing, shorter hospital stays and an emphasis on outpatient care, the number of older persons receiving home healthcare is growing (Velden van der et al., 2011). Therefore, Drug Related Problems (DRPs) are an increasing challenge in homecare organizations as described by Meredith et al.,(Meredith et al. 2001) and Parsons et al., (Parsons et al. 2011).

Home healthcare workers helps seniors to live independently as long as possible, given the limits of their medical condition. It covers a wide range of services such as help with bathing and getting dressed or intravenous therapy and injections, wound care, education on disease treatment or assistance with medication intake. Because of this wide range of services home healthcare workers are divided by their education level and corresponding responsibility into: Registered (home healthcare) Nurses (RNs), Licensed Practical Nurses (LPNs), Nurse Assistants (NA) and Housekeepers.

The differences between educational levels are determined by the degree of responsibilities, the level of complexity and the degree of transfer. The latter indicates the degree to which the professional is able to apply his or her knowledge and skills to different situations (van der Boom, 2008).

Medication is not part of the education for NAs. However, despite their lack of education in medication, NAs work with increasingly older clients using many drugs. For Dutch LPNs and RNs, medication education is part of their training.

In addition to the general practitioner and pharmacist, home healthcare workers, who visit their clients in their homes on a regular basis, may be able to help in early recognition of potential DRPs. Several authors stated that nurses play an important role in patient medication safety (Ndosi, Newell 2009),(Bergqvist, Ulfvarson & Karlsson 2009),(Lucero, Lake & Aiken 2010), (Sulosaari, Suhonen & Leino-Kilpi 2011). In their roles as caregivers, educators and administrators of medications, home healthcare Registered Nurses and Licensed Practical Nurses are particularly well positioned to be the most astute observers of adverse drug reactions(Arnold 1999),(Kovner, Menezes & Goldberg 2005). Notwithstanding the fact that homecare employees are in the right position to observe adverse drug reactions, it depends on their knowledge and self efficacy how they act in actual practice. Self-efficacy is defined as a person's belief to succeed in certain situations and can be viewed as the level of one's competence to complete tasks and to reach goals(Bandura 1977).

According to Meredith and colleagues (Meredith et al. 2001) nearly one-third of the home healthcare patients surveyed (n=6,718) had evidence of a potential medication problem or were taking a drug considered inappropriate for older people. Ellenbecker et al., (Ellenbecker, Frazier & Verney 2004) showed that more than three quarters of a homecare patient population (n=1467) were at risk for medication errors as a result of taking five or more different drugs.

Currently, for economic reasons and changes in the reimbursement of homecare, home healthcare nurses have often been replaced by less educated nurse assistants (Kunneman 2007; Hanrath 2010).

Medication, preventive tasks like patient education about their medication or early recognition of medication related problems, are not part of the education of the NAs.

In this study, we assessed whether homecare workers with different educational degrees are aware of, recognize and report (potential) Drug Related Problems and if so, what they subsequently do about them.

Purpose of the study

This paper reports a study describing how home healthcare Nurse Assistants, home healthcare Licensed Practical Nurses and home healthcare Registered Nurses rate their knowledge, monitoring skills and ability to recognize adverse drug reactions and drug interactions of the most commonly used medication in older people, aged 75 or older, in the Netherlands.

Methods

Study Design

A survey was conducted using a questionnaire to answer the following research questions:

1. How do home healthcare workers rate their knowledge, monitoring skills and ability to recognize adverse drug reactions and interactions in their patients?
2. What are the differences between home healthcare nurses, home healthcare licensed practical nurses and home healthcare nurse assistants with regards to recognizing adverse drug reactions and interactions?

Respondents

The study population consisted of 280 home healthcare employees (divided between five geographic areas) of a large homecare organization in The Netherlands. A convenience sample from the home healthcare workers was recruited. Respondents voluntarily took part in the study, which was presented and explained during a regular team meeting. The one inclusion criterion for participation in the study was that the home healthcare worker being employed in a direct patient care position for at least eight hours per week.

Instruments

To gain insight in how home healthcare workers rate their knowledge, monitoring skills and ability to recognize adverse drug reactions and interactions, a questionnaire was developed. Starting point for this questionnaire were the potential side effects of the ten most frequently used drug products by people aged 75 years or older, according to the Dutch Foundation for Pharmaceutical Statistics (SKF, 2003). (table 1). Subsequently, from these ten most common drugs, the potential side-effects were divided in three categories: 1) gastrointestinal (GI) side effects such as diarrhea and nausea, 2) central nervous system (CNS) side effects such as confusion, drowsiness and fatigue and 3) dizziness. For each category, ten questions graded on a five point Likert-scale (from 1-strongly agree to 5-strongly disagree) were asked about respondents' (see below) knowledge and recognition of side-effects, the home healthcare worker's responsibility to discover the side-effects and her responsibility to report them to general practitioners (GPs) or pharmacists.

Table 1: Top 10 medicines most commonly used by persons 75+

1	Furosemide/Frusemide
2	Acetylsalicylic acid
3	Carbasalatecalcium
4	Temazepam
5	Oxazepam
6	Paracetamol
7	Metoprolol
8	Omeprazole
9	Digoxine
10	Lactulose

Validation of the questionnaire

To establish face validity, the questionnaire was assessed by a nursing scientist and a staff member of the homecare organization. Subsequently, a panel of two expert pharmacists judged the questionnaire. Finally, the feasibility of the questionnaire was discussed during a national congress of home healthcare services by 76 home healthcare nurses and 3 home healthcare licensed practical nurses. Based on the feedback from the pharmacists and the reactions of the home healthcare workers, the questionnaire was slightly adjusted.

Description of the questionnaire

The questionnaire started with two filter questions to select only participants who met the inclusion criteria of regular patient contact and at least eight working hours a week. The questionnaire included an introduction asking for demographic characteristics such as function, work experience in home healthcare in years, and actual working hours per week. Because of the small size of some teams within the healthcare organization and to guarantee anonymity, there were no questions about age or the team the respondent was working in. After the two filter questions, seven equal questions were asked per side effect category. Finally, there was one open question about possible tools that could support home healthcare workers' early recognition of (potential) side-effects and interactions.

Data collection

The questionnaire was distributed to 25 teams within the homecare organization. All home healthcare workers were informed about the study by means of the homecare organization newsletter. Eleven teams received the questionnaire through internal mail and arranged for internal distribution themselves. In fourteen teams, the questionnaires were personally distributed and orally explained by the independent researcher. There was no relation between the researcher and the homecare organization. In total, 280 questionnaires were distributed between December 2009 and January 2010.

Ethical considerations

In this study perceptions of home healthcare workers have been described about their daily practice. Permission from an ethics committee was not required. Participation was entirely voluntary. All participants were extensively informed about the study through a written introduction. The anonymity of the respondents was guaranteed, and it was not possible to trace the answers back to the participant. The data obtained from the participants was used only for this study. Consent was assumed through the participants' completion of the questionnaire. Participants were informed that all findings would be reported as group results and would be submitted for publication. Confidentiality was ensured through the use of code numbers to guarantee anonymity of the respondents.

Data analysis

Data were analyzed using SPSS for windows version 18.0. Descriptive statistics with frequencies and percentages were used to answer the research questions. Logistic regression was used because of a binary (yes/no) dependent variable to better understand the differences between home healthcare employees who agreed to the statements and who did not.

Results

Characteristics of the respondents

Almost 40% of the 280 home healthcare workers who received the questionnaire responded positively (N=107). The respondents were divided as follows: 25% home healthcare Registered Nurses (N=26), 41% home healthcare Licensed Practical Nurses (N=43) and 34% home healthcare Nurse Assistants (N=36).

Two respondents did not answer the question about their job function and were excluded (Table 2). Table 3 demonstrates the stated knowledge, reporting actions and respondents ability to recognize gastrointestinal disorders (1), confusion, drowsiness and fatigue (2) and dizziness (3) per care giver level. The homecare workers were poorly informed about medication changes of their patients. If these employees should be informed about these changes, they would be better able to monitor potential adverse reactions.

Home healthcare Registered Nurses recognized more (OR = 3.84; CI = 1.43-10.30) gastrointestinal disorders, diarrhea and nausea (Table 4) and also more (OR = 4.33; CI = 1.09-17.26) confusion, drowsiness and fatigue than home healthcare assistants. In addition, home healthcare Registered Nurses stated more often (OR = 4.44; CI = 1.10-17.03) than home healthcare assistants that they know that confusion, drowsiness and fatigue could be adverse drug reactions (Table 5). Respondents mentioned the following tools that could support the early recognition of (potential) side-effects and interactions: (1) information about side-effect and interaction in a handy pocketbook, (2) medication training on a structural basis and (3) information provided by the pharmacist.

Table 2 Characteristics of the Respondents (N=107)

Position	N	%
Home Healthcare Registered Nurse	26	24.3
Home Healthcare Licensed Practical Nurse	43	40.2
Home Healthcare Assistant	36	33.6
Missing	2	1.9
Work experience in years		
0 - 5	18	16.8
6 - 10	23	21.5
11 - 10	17	15.9
>16	46	43
Missings	3	2.8
Working hours per week		
9 - 16	13	12.1
17 - 24	30	28
>25	56	52.3
Missings	8	7.5

Table 3 Recognition of side-effects

Recognition of:	RN*		LPN**		NA***	
	N	%	N	%	N	%
gastrointestinal disorders, diarrhea, nausea	n=25		n=42		n=33	
	N agree	% agree	N agree	% agree	N agree	% agree
I do recognize these complaints in my daily practice	15	60.0	32	76.2	15	45.5
I do know that these complaints could be side effects	23	92.0	35	83.3	27	81.8
I always report these complaints	24	96.0	38	90.5	27	81.8
My colleagues always report these complaints	9	36.0	24	57.1	15	45.5
I do recognize these complaints from the nursing report	13	52.0	27	64.3	20	60.6
Clients always indicate these complaints to me	5	20.0	6	26.2	11	33.3
It is my task to ask further about these kinds of complaints	25	100.0	40	95.2	29	87.9
I do contact the general practitioner about these complaints	18	72.0	30	71.4	12	36.6
I do contact the pharmacist about these complaints	7	28.0	22	52.4	7	21.2
	n=25		n=42		n=36	
confusion, drowsiness, fatigue	N agree	% agree	N agree	% agree	N agree	% agree
I do recognize these complaints in my daily practice	23	92.0	37	88.1	23	63.9
I do know that these complaints could be side effects	23	92.0	40	95.2	27	75.0
I always report these complaints	25	100.0	37	88.1	25	69.
My colleagues always report these complaints	8	32.0	23	54.8	15	41.7
I do recognize these complaints from the nursing report	11	44.0	30	71.4	20	55.6
Clients always indicate these complaints to me	6	24.0	5	11.9	12	33.3
It is my task to ask further about these kinds of complaints	25	100.0	38	90.5	27	75.0
I do contact the general practitioner about these complaints	18	72.0	34	81.0	10	27.8
I do contact the pharmacist about these complaints	19	76.0	22	52.4	6	16.7
	n=25		n=42		n=36	
dizziness	N agree	% agree	N agree	% agree	N agree	% agree
I do recognize these complaints in my daily practice	18	69.2	30	71.4	23	63.9
I do know that these complaints could be side effects	24	92.3	35	83.3	23	63.9
I always report these complaints	22	84.6	39	92.9	27	75.0
My colleagues always report these complaints	6	23.1	23	54.8	17	47.2
I do recognize these complaints from the nursing report	12	46.1	28	66.6	19	52.8
Clients always indicate these complaints to me	7	26.9	9	21.4	15	41.7
It is my task to ask further about these kinds of complaints	26	100.0	40	95.2	29	80.6
I do contact the general practitioner about these complaints	17	68.0	31	73.8	15	41.7
I do contact the pharmacist about these complaints	17	68.0	22	52.4	9	25.0

*RN= Registered Nurse,

**LPN= Licensed Practical Nurse

***NA=Nurse Assistant

Table 4: Factors related to the recognition of Drug Related Problems: a logistic regression analyses (n=107)

<i>Predictor variable</i>	<i>GI, Diarrhea, Nausea</i>			<i>Confusion, Drowsiness, Fatigue</i>			<i>Dizziness</i>		
	<i>OR</i>	<i>CI 95%</i>		<i>OR</i>	<i>CI 95%</i>		<i>OR</i>	<i>CI 95%</i>	
<i>Function</i>									
Nurse Assistant	1	<i>ref</i>		1	<i>ref</i>		1	<i>ref</i>	
Licensed Practical Nurse	1.8	0.6	5.2	4.3*	1.1	17.3	1.3	0.4	3.7
Registered Nurse	3.8*	1.4	10.3	4.2*	1.3	13.3	1.4	0.5	3.7
<i>Experience in years</i>									
0 - 5	1	<i>ref</i>		1	<i>ref</i>		1	<i>ref</i>	
6 - 10	1.2	0.3	4.4	1.8	0.4	8.1	1.5	0.4	5.3
11 - 15	1.8	0.5	7.4	0.9	0.2	4.0	1.9	0.5	7.8
≥ 16	2.1	0.7	6.9	2.1	0.6	7.7	2.5	0.8	7.8
<i>Working hours per week</i>									
9 - 16	1	<i>ref</i>		1	<i>ref</i>		1	<i>ref</i>	
17 - 24	0.3	0.1	1.4	1.2	0.2	7.4	0.8	0.2	3.4
≥ 25	0.6	0.2	2.5	0.7	0.1	3.8	1.1	0.3	4.1

OR=Odds Ratio
 GI=Gastrointestinal disorders
 Ref=reference

Table 5: Factors related to the knowledge of Drug Related Problems: a logistic regression analyses (n=107).

<i>Predictor variable</i>	GI, Diarrhea, Nausea			Confusion, Drowsiness, Fatigue			Dizziness		
	OR	CI 95%		OR	CI 95%		OR	CI 95%	
<i>Function</i>									
Nurse Assistant	1	<i>ref</i>		1	<i>ref</i>		1	<i>ref</i>	
Licensed Practical Nurse	2.6	0.6	10.6	2.6	0.6	10.6	0.8	0.3	2.3
Registered Nurse	1.5	0.5	4.3	4.4*	1.1	17.0	1.7	0.7	4.1
<i>Experience in years</i>									
0 - 5	1	<i>ref</i>		1	<i>ref</i>		1	<i>ref</i>	
6 - 10	1.4	0.3	5.8	2.8	0.2	33.0	1.3	0.3	5.5
11 - 15	1.8	0.4	9.1	2.0	0.2	24.3	1.3	0.3	5.7
≥ 16	2.1	0.6	7.9	0.5	0.0	2.3	1.8	0.5	6.6
<i>Working hours per week</i>									
9 - 16	1	<i>ref</i>		1	<i>ref</i>		1	<i>ref</i>	
17 - 24	0.6	0.1	2.8	1.9	0.4	10.3	0.4	0.0	3.8
≥ 25	0.8	0.2	2.4	2.5	0.5	11.7	0.3	0.0	2.3

OR=Odds Ratio

GI=Gastrointestinal disorders

Ref=reference

Discussion

This study described how home healthcare workers assessed their own ability to recognize side-effects of the ten most common medications used by people 75 years or older. Although most home healthcare workers stated that they knew that confusion, drowsiness, fatigue, dizziness and gastrointestinal disorders could be side-effects of medicine use, a significantly lower percentage indicated that they recognize these types of complaints in their daily practice. The Central Nervous System (CNS) category (confusion, drowsiness and fatigue) was more often recognized than the gastrointestinal disturbances and dizziness categories.

This may be because clients rarely mention their complaints themselves, and it is possible that confusion, drowsiness and fatigue are easier to observe than GI disturbances and dizziness. Remarkably, the general practitioner was contacted more often than the pharmacist. It is possible that homecare workers are more familiar with the general practitioner than with the pharmacist. Function (RN, LPN or NA) appeared to be the only related factor to explain knowledge and recognition skills, which implies that years of experience and working hours per week were not related. This could be explained by the fact that positions are based on education level. As expected due to this education level, Registered Nurses estimated their recognition skills for gastrointestinal disorders higher than Licensed Practical Nurses and Assistant Nurses. There was no significant difference in the three positions in the rating concerning the knowledge of gastrointestinal disorders.

This may be because gastrointestinal disorders are the most common adverse drug events and therefore known by all homecare employees.

It is remarkable that Nurse Assistants report more often that clients mention complaints to them. It could be because of their kind of work (like housekeeping), which implicates a longer stay in company of the patient. Besides, a substantial part (20-25%) of the Nurse Assistants, do not regard it as their task to ask further about the complaints of a patient. Although medication is not part of their training, detecting changes in a patient situation certainly is part of their training.

Previous studies have shown that even nurses are inadequately prepared and lack sufficient knowledge to be capable of observing and recognizing medication related problems (Ives et al. 1996)(Grandell-Niemi et al. 2005)(Ndosi, Newell 2009) (Sino, Munnik & Schuurmans 2012)) Lim et al., (Lim et al. 2010) explained the need to improve nurses' pharmacological knowledge, medication administration and management in healthcare facilities for older people.

According to the Dutch law on professionals in healthcare (Wet BIG) and Act on quality of care in care institutions (Kwaliteitswet zorginstellingen) deploying Nurse Assistants in complex care does not decrease the quality of care. However, the Dutch professional association of nurses (V&VN) has recently taken position: "Stop with the deployment of Nurse Assistant regarding to medication", which we fully endorse.

Limitations of the study

To appreciate the present results, a number of aspects need to be discussed regarding the scope and limitations of this study. First, a voluntary survey from one home healthcare organization with 105 respondents cannot be considered representative of all home healthcare workers in the Netherlands. However, this is the first study about knowledge, reporting and ability to recognize Drug Related Problems and interactions of the most common used medication in older people. It does provide an in-depth, insiders' view of the perception of the homecare workers and points out the importance of the theme. Second, a response rate of nearly 40% is not adequate for generalizing to the entire population. Additionally, the questionnaire was developed specifically for this study. By means of an expert panel, only face validity could be guaranteed.

Because home healthcare workers were asked about their perceptions, the respondents may have overestimated or underestimated their recognition abilities, despite their answers being anonymous. In further research, the observation and recognition skills of home healthcare workers should be measured in "real life" instead of by self-reports.

This research was based on 2003 ranking of the ten most common medications used by individuals 75 years or older. Since then, this top-ten list has been changed. Acetylsalicylic acid, metoprolol, furosemide, omeprazole and temazepam are still in the top ten, according to the Foundation for Pharmaceutical Statistics, but new medications include simvastatin, pantoprazole, metformin, isosorbidedemononitrate and hydrochlorothiazide (SFK. Foundation for Pharmaceutical Statistics 2010). Because of our interest in the recognition ability of homecare workers, we assume this finding did not influence our results. Over the counter (OTC) medications were not taken into account although these drugs could have side-effects and/or interact with prescribed medications as well. Most homecare workers stated that they always report the complaints of their clients in their daily report. Remarkably, less than half of the respondents declared that their colleagues always report complaints related to side effects in the daily report. There is a high probability that home healthcare workers overestimate their own reporting actions and underestimate those of their colleagues. Further, less than half of the respondents stated that clients mention their complaints to them. This result suggests that most clients do not speak about their complaints. Therefore, the personal observational skills of home healthcare workers are very important in detecting side effects or interactions.

Although other authors have stated that nurses are in a unique position and indeed can contribute to medication safety (Arnold 1999),(Kovner, Menezes & Goldberg 2005),(Molony 2009) only a few have focused on the role of home healthcare workers. Additionally, many solutions to medication problems focus on the pharmacist or general practitioner. Little attention is paid to the role of homecare workers regarding medication safety. Ellenbecker and colleagues (Ellenbecker,

Frazier & Verney 2004) demonstrated by means of self-reporting that nurses in homecare were able to report adverse drugs events from medication errors.

Our results are consistent with those findings.

Home healthcare employees should be aware of the added value they offer for observing drug-related problems in their patients through accurate reporting of their observations and contacting the physician or pharmacist when an observation of a potential medication-related problem occurs, home healthcare employees can contribute to medication safety in elderly clients.

Implications for practice

Homecare employees mentioned the following tools that could support in the early recognition of (potential) side-effects and interactions: (1) information about side-effect and interaction in a handy pocketbook, (2) medication training on a structural basis and (3) information provided by a pharmacist. These findings can be used in home healthcare practice to help prevent medication-related problems, such as conditions requiring hospital admissions. Home healthcare employees should be aware of their observational value in patients' home environments. Although the respondents in this study stated that they were generally able to recognize most of the common side-effects, continuous enhancement of both observation and reporting skills is necessary. Home healthcare workers should be aware of specific symptoms which could indicate a medication-related problem. These symptoms could function as a "red flag" for potential medication-related problems. Further research is necessary to assess these so called "red flags." Through accurate reporting of their observations and contacting the general practitioner or pharmacist when an observation of a potential medication-related problem occurs, home healthcare employees can contribute to medication safety for elderly clients. Nurse Assistants should be trained and supported in observing changes in homecare situations and educated in reporting their findings to the responsible Registered Nurse.

Conclusion and recommendations

Home healthcare workers stated that they recognized the CNS side-effects category (confusion, drowsiness and fatigue) better than gastrointestinal disorders and dizziness, although home healthcare Registered Nurses and home healthcare Licensed Practical Nurses were more likely to recognize and report symptoms than home healthcare assistants. These results lead to the following recommendations: (1) ensure comprehensive and easy to use information about medication, side-effects and interactions for the several jobs in home healthcare; (2) arrange clear job descriptions regarding medication management; (3) emphasize the importance of complete reporting without delay; (4) provide training and tools for the early recognition of medication-related problems; (5) implement good collaboration between the general practitioner, the pharmacist and the home healthcare organization and make clear communication agreements. Lastly, (6) appoint a Registered Nurse as coordinator for the pharmaceutical care within the homecare organization. This is the first study about the knowledge, reporting and ability to recognize Drug Related Problems and interactions of the most commonly used medication in older people in the Netherlands by home healthcare employees.

This first study points out the importance of the theme as we discussed. Therefore, further research is certainly needed.

References

- (1) Arnold, G.J. 1999, "Avoiding inappropriate drug prescribing: fundamental principles for rational medication management", *Clinical nurse specialist CNS*, vol. 13, no. 6, pp. 289-295.
- (2) Bandura, A. 1977, "Self-efficacy: toward a unifying theory of behavioral change", *Psychological review*, vol. 84, no. 2, pp. 191-215.
- (3) Bergqvist, M., Ulfvarson, J. & Karlsson, E.A. 2009, "Nurse-led medication reviews and the quality of drug treatment of elderly hospitalized patients", *European journal of clinical pharmacology*, vol. 65, no. 11, pp. 1089-1096.
- (4) Boom, van der HCI. Home Nursing in Europe. *Patterns of Professionalization and Institutionalization of Homecare and Family Care to Elderly People in Denmark, France, the Netherlands and France*. Dissertation. Thesis. University of Maastricht. 2008.
- (5) Ellenbecker, C.H., Frazier, S.C. & Verney, S. 2004, "Nurses' observations and experiences of problems and adverse effects of medication management in homecare", *Geriatric nursing (New York, N.Y.)*, vol. 25, no. 3, pp. 164-170.
- (6) Gallagher, L.P. 2001, "The potential for adverse drug reactions in elderly patients", *Applied Nursing Research : ANR*, vol. 14, no. 4, pp. 220-224.
- (7) Grandell-Niemi, H., Hupli, M., Leino-Kilpi, H. & Puukka, P. 2005, "Finnish nurses' and nursing students' pharmacological skills", *Journal of Clinical Nursing*, vol. 14, no. 6, pp. 685-694.
- (8) Hanrath, C. 2010, "Comeback of the home healthcare nurse. She is back!", vol. May, no. 1381-5911, pp. 30-31,32,33.
- (9) Higashi, T., Shekelle, P.G., Solomon, D.H., Knight, E.L., Roth, C., Chang, J.T., Kamberg, C.J., MacLean, C.H., Young, R.T., Adams, J., Reuben, D.B., Avorn, J. & Wenger, N.S. 2004, "The quality of pharmacologic care for vulnerable older patients", *Annals of Internal Medicine*, vol. 140, no. 9, pp. 714-720.
- (10) Ives, G., Hodge, K., Bullock, S. & Marriott, J. 1996, "First year RNs' actual and self-rated pharmacology knowledge", *The Australian Journal of Advanced Nursing : A Quarterly Publication of the Royal Australian Nursing Federation*, vol. 14, no. 1, pp. 13-19.
- (11) Kovner, C., Menezes, J. & Goldberg, J.D. 2005, "Examining nurses' decision process for medication management in homecare", *Joint Commission journal on quality and patient safety / Joint Commission Resources*, vol. 31, no. 7, pp. 379-385.
- (12) Kunneman H, S.M. 2007, *Homecare in Transition. The impact of recent changes for homecare organisation*.
- (13) Lim, L.M., Chiu, L.H., Dohrmann, J. & Tan, K.L. 2010, "Registered nurses' medication management of the elderly in aged care facilities", *International nursing review*, vol. 57, no. 1, pp. 98-106.
- (14) Lucero, R.J., Lake, E.T. & Aiken, L.H. 2010, "Nursing care quality and adverse events in US hospitals", *Journal of Clinical Nursing*, vol. 19, no. 15-16, pp. 2185-2195.
- (15) Meredith, S., Feldman, P.H., Frey, D., Hall, K., Arnold, K., Brown, N.J. & Ray, W.A. 2001, "Possible medication errors in home healthcare patients", *Journal of the American Geriatrics Society*, vol. 49, no. 6, pp. 719-724.

- (16) Molony, S.L. 2009, "Monitoring medication use in older adults", *The American Journal of Nursing*, vol. 109, no. 1, pp. 68-78; quiz 78-9.
- (17) Ndosi, M.E. & Newell, R. 2009, "Nurses' knowledge of pharmacology behind drugs they commonly administer", *Journal of Clinical Nursing*, vol. 18, no. 4, pp. 570-80; discussion 620.
- (18) Parsons, C., Lapane, K., Kerse, N. & Hughes, C. 2011, "Prescribing for older people in nursing homes: a review of the key issues", *International journal of older people nursing*, vol. 6, no. 1, pp. 45-54.
- (19) SFK. *Foundation for Pharmaceutical Statistics 2010, , Facts and Figures 2010. 2009 in numbers.* Available: <http://www.sfk.nl/english/2010ofandf.pdf/view> [Accessed 2012, may 23].
- (20) Sino, C.G., Munnik, A. & Schuurmans, M.J. 2012, "Knowledge and perspectives of Dutch home healthcare nurses regarding medication frequently used by older people", *International journal of older people nursing*, .
- (21) Sulosaari, V., Suhonen, R. & Leino-Kilpi, H. 2011, "An integrative review of the literature on registered nurses' medication competence", *Journal of Clinical Nursing*, vol. 20, no. 3-4, pp. 464-478.
- (22) Velden van der L., Francke A. & batenburg R. (2011). *Supply and demand trends in nursing and care in the Netherlands. A knowledge synthesis of existing literature and data sources.* NIVEL report. (in Dutch).



Chapter 4.3

Signs and symptoms indicative of potential adverse drug reactions in homecare patients

**Caroliën GM Sino, Marcel L Bouvy, Paul AF Jansen,
Ilona MB Schop, Toine CG Egberts, and Marieke J Schuurmans**

Accepted for publication in JAMDA

Abstract

Purpose

The purpose of this study was to determine whether homecare workers can detect signs and symptoms indicative of potential Adverse Drug Reactions (ADRs) in homecare patients, using a standardized observation list.

Methods

This observational study involved 115 patients cared for by two homecare organizations in the Netherlands between April 2011 and August 2011. During routine home visits, homecare workers filled in a standardized observation list of signs and symptoms indicative of potential ADRs, namely, gastrointestinal and other bleedings, electrolyte disturbances, renal and heart failure, digoxin intoxication, constipation, disturbances of diabetic control, and falls. Their observations were compared against the medications that the patients were using, and their known side effects, by a panel of clinical pharmacology experts. Sensitivity, specificity, positive and negative predicted value of the standardized observations were calculated.

Results

In total 234 signs and symptoms indicative of potential ADRs were observed by the homecare workers, 116 (49.6%) of which were considered drug related. More than half of the observed signs of gastrointestinal bleeding could be considered as drug related. Observed dizziness (64.1%) and drowsiness (53.3%) could be drug related in most cases, as could most cases (71.4%) of fainting spells (indicative of renal or heart failure). Seventeen of 20 observed falls could be drug related. The specificity of the standardized observation list was high, varying from 0.70 (CI: 0.62-0.77) to 0.97 (CI: 0.95-0.98).

Conclusion

Signs and symptoms indicative of potential ADRs recorded by homecare workers using a standardized observation list can aid in the early recognition of ADRs in homecare patients.

Introduction

Medication is one of the most common medical interventions used in healthcare. While medications improve health and quality of life and increase life expectancy^[1], they often cause adverse effects^[2-4] and are a common cause of hospital admission. In the Netherlands and many other Western countries, 3% to 10% of all hospital admissions are caused by the suboptimal use of medication^[5-8], and about half of these admissions are considered preventable. Several risk factors for preventable medication-related hospital admission have been identified including: (a) impaired cognition, (b) multimorbidity, (c) dependent living situation, (d) impaired renal function, (e) non-adherence to medication, (f) polypharmacy, and (g) age older than 65 years^[3].

Impaired cognition, polypharmacy, multimorbidity, and age older than 65 years are typical of many people receiving homecare services^[9-12]. Furthermore, it is likely that individuals who use these services have a higher prevalence of reduced renal function and non-adherence than the general population^[11,13,14]. For these reasons, homecare patients are at high risk of preventable drug-related complications. Early recognition of a potential adverse drug reaction (ADR) is essential to prevent serious complications of drug therapy. Several studies have shown that physicians^[15-19], pharmacists^[20-24] and nurses^[25-28] can contribute to the recognition of (potential) ADRs in patient care. However, so far, little attention has been given to the early recognition of signs indicative of potential ADRs in the home environment. Homecare workers are well positioned to recognize signs and symptoms of potential ADRs because they frequently visit patients and are trained to observe changes in their patients' mental and physical condition even if they lack specific medical and pharmacological knowledge^[11,13,29,30]. They help patients to live independently as long as possible, given the limits of their patients' medical condition, by providing a range of services, such as help with bathing and getting dressed or intravenous therapy and injections, wound care, education on disease treatment, or assistance with medication intake.

Objective

The aim of this study was to determine whether homecare workers can detect signs and symptoms indicative of potential ADRs in homecare patients, using a standard observation checklist.

Methods

Setting and patients

This observational study was conducted among the homecare patients (n=115) of two homecare organizations in the Netherlands. Participants were included if they lived at home and used at least one medication long term. The Ethics Committee of University Medical Centre Utrecht (UMCU) approved this study. Patients received written information about the study and gave their oral consent to participation. They were able to refuse participation at any stage of the study. All data were rendered anonymous prior to analysis to ensure patient confidentiality. Data were collected from April 2011 to August 2011.

Observations

The standardized observation list used in this study was part of the Home Observation of Medication related problems by homecare Employees (HOME) instrument (appendix). The HOME instrument is designed to identify signs and symptoms indicative of potential ADRs that homecare workers can observe during the provision of care. The HOME instrument is based on the Hospital Admission Related to Medication (HARM) Wrestling report^[31], a Dutch advisory follow-up report of the Hospital Admission Related to Medication (HARM) study^[32] describing preventable ADRs that would contribute the most to improving medication safety at a population level. These potentially preventable ADRs were translated into signs and symptoms that could be observed by homecare workers. The content validity of the HOME instrument was established by a panel of ten experts (three general practitioners, three pharmacists, three homecare nurses, and one geriatrician) using the method described by Lynn^[33]. The HOME instrument consists of three parts: Process, Pill, and Patient (3xP). In this study, the observation list was focused on the second part (Pill) of the HOME instrument and contained seven categories of signs and symptoms of ADRs, presented in thirteen items: Gastrointestinal and other bleedings (stomach ache? very black feces? regularly occurring nosebleeds? bruises?), Electrolyte disturbances (dizziness when standing up? drowsiness? thirst?), Renal and heart failure (tightness of chest? fainting spells?), Digoxin intoxication (nausea, vomiting, and/or no appetite?), constipation (abdominal pain and no bowel movement for 5 or more days?), Disturbances of diabetic control (irregular heart rhythm, perspiration, and hunger?), and Falls (fallen recently/last year without a clear cause?). It may not always be easy to identify the underlying cause of dizziness, irregular heart failure or fainting spells. Irrespective of the cause of each individual observation, the expert panel concluded that the thirteen observation are relevant signs for homecare workers to report. The questions were answered yes or no.

Reference standard

The likelihood that an observed sign or symptom could be drug related in that patient was established by a panel of ten pharmacists based on information gathered during an independent extensive medication interview carried out by a trained homecare nurse. This medication interview consisted of demographic questions, description of medication used, and structured questions matching the categories and items of the standardized observations.

Procedure

Four teams of homecare workers (n=48) were instructed on the use of the HOME instrument. The instrument was filled in by the homecare worker on the basis of his or her observations during a visit while providing routine care. Within 2 weeks after inclusion, each patient was extensively interviewed about the medications they used by a qualified and specially trained homecare nurse who was blinded for the observations of the homecare worker. Subsequently, on the basis of this medication interview and the list of medications used by the patient, an expert panel of ten experienced clinical pharmacists assessed in couples: *certain, possible, probable, or unlikely* ADRs in each patient. If the assessments within the couples differed, consensus was sought, but if necessary a third pharmacist was consulted, who made the final decision. The members of the expert panel were blinded to the observations of the homecare workers. The ADRs were divided into certain, possible or probably (1) versus unlikely (2) drug related.

Statistical analysis

Descriptive statistics were used to describe the demographic characteristics of the patients. To assess the homecare workers' ability to accurately observe signs and symptoms indicative of potential ADRs with the help of the standardized observation list, the sensitivity and specificity of this list were determined. In addition, the positive predicted value (PPV) and negative predicted values (NPV) were calculated per subcategory of the standardized observation list (except for potential ADRs, as they were not present in all categories). Data were analyzed and statistical calculations were performed using PASW for Windows version 18.0.

Results

The homecare workers recruited 115 homecare patients during a 5-month period. The mean age of the patients was 79.3 years and most were female (79.1%), widowed (54.8%), and lived alone (69.6%). The patients used an average of 8.8 (SD=3.9) prescribed medicines per day (table 1). In total, 234 signs and symptoms indicative of potential ADRs were recorded as occurring in 92 patients (median 2 per patient, 1–7 per patient); no signs were observed in the remaining 23 patients (see table 2). Overall, 116 of the 234 observations (49.6%) were considered by the experts as being potentially drug related.

The homecare workers recorded signs or symptoms indicative of potential ADRs related to gastrointestinal or other bleeding in 68 patients: stomach ache in 9 (7.8%), very black feces in 5 (4.3%), nosebleeds in 1 (0.9%), and bruises in 53 (46.1%). The experts considered that more than half (55.6-100%) of the bleeding events observed by the homecare workers could be drug related. Stomach ache had a high NPV (0.98; 95% CI 0.95-0.99) and a moderate PPV (0.67; 95% CI 0.35-0.84).

Signs and symptoms indicative of potential ADRs regarding electrolyte disturbances were observed in 83 patients: dizziness when standing up in 39 (33.9%), drowsiness in 15 (13.0%), and thirst in 29 (25.2%). The experts considered that more than half of the reports of dizziness (64.1%) and drowsiness (53.3%) could be drug related. Drowsiness had a high NPV (0.70; 95% CI 0.66-0.73) and a moderate PPV (0.53, 95% CI 0.27-0.77). The experts considered that a high proportion of the fainting spells (71.4%), potentially indicative of renal or heart failure, could be drug related. Fainting spells had a high NPV (0.93; 95% CI 0.90-0.95) for an ADR. Signs indicative of digoxin intoxication (calculated for patients who used digoxin n=16), constipation, and disturbances of diabetic control (calculated for diabetic patients n=50) were seen in 18.8%, 7.8%, and 28.0% of patients.

Twenty homecare patients reported falling down in the past 4 weeks. The experts considered that in 17 patients (85%), the falls could be drug related. Falls had a high PPV (0.81; 95% CI 0.70-0.94) for an ADR. The results for sensitivity, specificity, PPV, and NPV of the homecare workers' observations compared with the experts' opinion are shown in table 3.

Discussion

This study shows that homecare workers are able to observe signs and symptoms indicative of potential ADRs with the help of a structured observation list.

Previous studies investigating drug-related problems in homecare reported that 33%^[9] to 100%^[35] of homecare patients had a drug-related problem. In this study homecare workers reported signs or symptoms of potential ADRs in 80% of the patients. Three earlier studies that developed an assessment instrument for home health nurses^[36-38] showed that nurses are able to identify patients experiencing problems with medication, as we did. However, these studies involved general assessments and were not focused on the observation of signs and symptoms of specific ADRs. Debrew et al.^[36] developed an instrument for home health nurses to help them assess the medication knowledge and practice of older adults. One of

the questions was about medication problems (“Do side effects from your medication upset your daily routine?”). Gusdal et al.^[38] developed the Safe Medication Assessment tool for district nurses in Sweden. Only one of the sixteen questions refers to the occurrence of ADRs (“Has the patient symptoms that can be presumed to be adverse effects of medication”). In another previous study, Lattanzio et al.^[39] examined the association between geriatric condition and ADRs. The results of this study suggests that the presence of a fall history and loss of at least one Activity of Daily Living (ADL) increases the likelihood of the presence of ADRs in elderly patients. As demonstrated in our study, homecare workers are able to recognize a history of falls and can observe changes in the patients clinical condition.

Strength and limitations

Half of the observed signs or symptoms were judged by experts as potentially medication related. The homecare workers were able to correctly identify patients who did not show signs or symptoms of ADRs (high specificity and NPV). A high specificity is important to avoid unnecessary alarms and potential unneeded medical attention. The sensitivity of findings recorded with the standardized observation list was moderate, as indicated by the lower sensitivity and PPV. However as the home care nurses frequently visit patients and filling the instrument requires a limited amount of time, it seems recommendable to incorporate the instrument in regular procedures.

The first aspect that deserves consideration is the lack of a formal reference test for ADR observations. We used the assessment of an expert panel as the reference standard. One of the most observed and reported symptoms was (easy) bruising, which belongs to the subcategory of gastrointestinal and other bleeding and which could be due to medication. Two thirds of the patients who reported bruising used a vitamin K antagonist or a platelet aggregation inhibitor, two major drug groups associated with gastrointestinal or other bleeding^[3,4]. Corticosteroids should also be considered as a possible cause of easy or spontaneous bruising, although aging or an underlying medical condition, such as a bleeding disorder, could also cause this symptom^[5-34]. Similarly, the normal aging process can be an explanation for several other observations such as dizziness or drowsiness. For example, a fall can be caused by reduced mobility, muscle weakness, or poor vision, in addition to an ADR caused by a drug acting on the central nervous system. The experts considered 85% of the falls to be potentially medication related. It was for this reason that the clinical expertise of the expert panel was used.

Another limitation of this study is the relatively small study population (n=115). The number of observations per patient, however, provides sufficient power to suggest that homecare workers using a standard observation list can recognize signs of potential ADRs when providing care. Lastly, assessment of the causality of signs and symptoms indicative of potential ADRs by the experts was restricted by the limited information available about demographics and disease background. The causality assessment of potential ADRs is a well-known methodological pro-

blem in clinical research, and it is often not clear what the exact contribution is of medication or of other disease related factors. This was another reason to include the expert panel.

Future implications

Prevention starts with early identification, and the early identification of potential ADRs by homecare workers, using a standardized observation list, followed by effective interventions, could prevent or decrease the impact of these ADRs. The detection of relatively small changes, such as an increase in dizziness with time, by homecare workers could prevent more serious consequences, such as an overall deterioration of the patients' situation or a fall due to dizziness which could lead to hospitalization. Effective collaboration between different health care providers (GPs, pharmacists, and homecare workers) is essential. Homecare workers can function as the 'eyes and ears behind closed doors' for GPs and pharmacists. Further research into the effect of early recognition of potential ADRs by homecare workers should be conducted.

Conclusion

With the help of a standardized observation list, homecare workers are able to observe signs and symptoms of potential ADRs, thereby contributing to the early recognition of ADRs in homecare settings.

Acknowledgments/Disclosures

A grant from the Foundation of Innovation Alliance, Regional Attention and Action for Knowledge Circulation (SIA RAAK Public) has enabled this study. The authors thank Susan Sijmonsma and Wilhelmiën Looymans for their help in coordinating the data collection at the homecare organization Aveant Utrecht and Miriam van de Watering for her contribution to the data collection at Buurtzorg Amersfoort. We also thank Zehra al Badie for her coordination of the panel of experts. The authors are also grateful to the homecare workers who voluntarily completed the HOME instruments and, in particular, to the nurses from 'Zichtbare Schakel' who conducted the medication interviews. Paul A.F. Jansen received funding from the Netherlands Organization for Health Research and Development. The division of Pharmacoepidemiology & Clinical Pharmacology employing Marcel L. Bouvy and Toine C.G. Egberts received unrestricted funding for pharmacoepidemiological research from GlaxoSmithKline, Novo Nordisk, the private-public funded Top Institute Pharma (www.tipharma.nl, includes co-funding from universities, government, and industry), the Dutch Medicines Evaluation Board and the Dutch Ministry of Health. The other authors have no conflicts of interest to declare.

Table 1: Characteristics of the patients (n=115)

		N	%
Age, years	45-59	8	7.0
	60-74	18	15.7
	75-89	79	68.7
	≥ 90	10	8.7
Gender	Female	91	79.1
Living situation	Single	7	6.1
	Married	35	30.4
	Divorced	10	8.7
	Widowed	63	54.8
Level of education	No education	3	2.6
	Primary education	51	44.3
	Lower secondary education	41	35.7
	Higher secondary education	11	9.6
	University	7	6.1
	Missings: information not available	2	1.7
Chronic diseases*	Diabetes	50	43.5
	Heart diseases	53	46.1
	Renal dysfunction	16	13.9
	Pulmonary disease	39	33.9
Number of drugs	Prescribed medicines (mean)	8.8	3.9 (SD)
	OTC medicines (mean)	0.7	1.4 (SD)

*As reported by the patient

SD: Standard Deviation

OTC: Over The Counter

Table 2: Number of observations indicative of potential Adverse Drug Reactions in homecare patients

Observations indicative of potential ADRs	Patients (n=115)	Total observations indicative of potential ADRs	%
0	23	0	20
1	32	32	27,8
2	20	40	17,4
3	15	45	13
4	16	64	13,9
5	3	15	2,6
6	4	24	3,5
7	2	14	1,7
	Total	234	100%

*ADR: Adverse Drug Reaction

Table 3: Comparison of the observations indicative of potential ADRs from homecare workers and the

	Standardized Observations (SO)		Medication interview		Experts: SO =Medication related	
	n	%	n	%	n	%
Bleedings: (gastrointestinal and others)						
Stomach ache?	9	7.8	11	9.6	5	55.6
Very black feces?	4	4.3	9	7.8	4	100
Regularly occurring nosebleeds	1	0.9	9	7.8	1	100
Bruises?	53	46.1	71	61.7	33	62.3
Electrolyte disturbances:						
Dizziness when standing up?	39	33.9	48	42.6	25	64.1
Drowsiness?	15	13.0	55	47.8	8	53.3
Thirst?	29	25.2	31	27.0	9	31.0
Renal failure-heart failure:						
Tightness of chest?	31	27.0	39	33.9	4	12.9
Fainting spells?	7	6.1	13	11.3	5	71.4
Digoxin intoxication (n=16):						
Nausea, vomiting and/or no appetite?	3	18.8	8	7.0	2	66.7
Constipation:						
Abdominal pain/no bowel movement \geq 5 days?	9	7.8	9	7.8	1	11.1
Disturbances of diabetic control						
Diabetic (n=50):						
Irregular heart rhythm/transpiration/hunger?	14	28.0	7	6.1	2	14.3
Falls:						
Recently fallen without a clear cause? <i>fallen last year?</i>	20 *	17.4 *	14 61	12.2 53.0	17	85.0
Total observations indicative of potential ADRs	234				116	49.6

ADR: Adverse Drug Reaction, CI: Confidence Interval, Sens: Sensitivity, Spec; Specificity, PPV: Positive Predicted Value, NPV: Negative Predicted Value, n:number of patients

* not asked in standardized observations (HOME-instrument)

SO: standardized Observations

expert panel assessment (n=115)

Sens*	CI 95%		Spec*	CI 95%		PPV*	CI 95%		NPV*	CI 95%	
0.75	0.40	0.95	0.97	0.95	0.99	0.67	0.35	0.84	0.98	0.95	0.99
0.67	0.57	0.79	0.70	0.62	0.77	0.62	0.52	0.71	0.76	0.67	0.84
0.51	0.40	0.61	0.79	0.71	0.86	0.64	0.50	0.76	0.68	0.61	0.75
0.21	0.13	0.30	0.91	0.86	0.96	0.53	0.29	0.77	0.70	0.66	0.74
0.43	0.24	0.63	0.77	0.72	0.81	0.29	0.16	0.43	0.86	0.81	0.91
0.57	0.20	0.88	0.74	0.72	0.76	0.13	0.05	0.19	0.96	0.93	0.99
0.39	0.17	0.55	0.97	0.94	0.99	0.63	0.28	0.89	0.93	0.90	0.95
0.33	0.07	0.49	0.90	0.74	1.00	0.69	0.13	0.98	0.36	0.57	0.77
0.10	0.01	0.40	0.92	0.92	0.95	0.11	0.01	0.44	0.92	0.91	0.94
0.33	0.06	0.73	0.82	0.78	0.87	0.20	0.04	0.44	0.90	0.86	0.96
0.34	0.25	0.39	0.94	0.87	0.98	0.81	0.70	0.94	0.65	0.60	0.68

Appendix 1
Homecare Observation of Medication related problems by homecare Employees (HOME) instrument.

Date: ___ / ___ / _____ Function: Helper nursing aid Nurse

Name:	
Address:	
Telephone number:	
Date of Birth:	
Sex:	<input type="radio"/> Male / <input type="radio"/> Female
Living Situation:	<input type="radio"/> Living alone / <input type="radio"/> Living with partner
Number of medicines:	

Process

Is there a printout of the list of medication from the pharmacy?	<input type="radio"/> Yes <input type="radio"/> No
If yes: - Note the date: ___ / ___ / _____	
If yes: - Does the patient take the medicines on the list?	<input type="radio"/> Yes <input type="radio"/> No <input type="radio"/> ?

Comments

Pill

	YES
Does the patient have:	
- Stomach ache?	<input type="radio"/>
- Very black feces?	<input type="radio"/>
- Regular nosebleeds?	<input type="radio"/>
- Bruises / black and blue spots?	<input type="radio"/>
- Dizziness when standing up?	<input type="radio"/>
- Drowsiness?	<input type="radio"/>
- Thirst?	<input type="radio"/>
- (Increasingly more) tightness of chest?	<input type="radio"/>
- Fainting spells?	<input type="radio"/>

- Nausea, vomiting and/ or no appetite?	<input type="radio"/>
- Abdominal pain and/or no bowel movement for more than 5 days?	<input type="radio"/>
- For diabetes: Irregular heart rhythm and transpiration?	<input type="radio"/>
- For diabetes: Feeling of hunger?	<input type="radio"/>
Has the patient fallen recently without a clear cause?	<input type="radio"/>

Patient	YES
Does the patient regularly forget to take his/her medication?	<input type="radio"/>
- Does the week package contain medicine from previous days?	<input type="radio"/>
- Does the robot-dispensed dosing aid contain pouches of medicine from previous days?	<input type="radio"/>
Is the supply of medicine in house:	
- Disordered? (is medicine left lying around?)	<input type="radio"/>
- Regularly insufficient?	<input type="radio"/>
Does the patient have problems taking the medication? (<i>for example, problems swallowing</i>)	<input type="radio"/>
Does the patient have trouble opening the packaging?	<input type="radio"/>
Does the patient have pain?	<input type="radio"/>
Does the patient take more than 8 painkillers a day without a prescription?	<input type="radio"/>
Does the patient use other painkillers without a prescription?	<input type="radio"/>
Does the patient drink more than 3 glasses of alcohol a day?	<input type="radio"/>
Is the patient very different from usual? (<i>for example, suddenly confused, very irritable or lethargic</i>)	<input type="radio"/>

Comments

Other comments about the medicines:

References

- (1) Schnittker J, Karandinos G. *Methuselah's medicine: pharmaceutical innovation and mortality in the United States, 1960-2000*. Soc Sci Med 2010 Apr;70(7):961-968.
- (2) Bates DW, Cullen DJ, Laird N, Petersen LA, Small SD, Servi D, et al. *Incidence of adverse drug events and potential adverse drug events*. Implications for prevention. ADE Prevention Study Group. JAMA 1995 Jul 5;274(1):29-34.
- (3) Runciman WB, Roughead EE, Semple SJ, Adams RJ. *Adverse drug events and medication errors in Australia*. Int J Qual Health Care 2003 Dec;15 Suppl 1:i49-59.
- (4) Thomsen LA, Winterstein AG, Sondergaard B, Haugbolle LS, Melander A. *Systematic review of the incidence and characteristics of preventable adverse drug events in ambulatory care*. Ann Pharmacother 2007 Sep;41(9):1411-1426.
- (5) Roughead EE, Gilbert AL, Primrose JG, Sansom LN. *Drug-related hospital admissions: a review of Australian studies published 1988-1996*. Med J Aust 1998 Apr 20;168(8):405-408.
- (6) Beijer HJ, de Blaey CJ. *Hospitalisations caused by adverse drug reactions (ADR): a meta-analysis of observational studies*. Pharm World Sci 2002 Apr;24(2):46-54.
- (7) Leendertse AJ, Egberts AC, Stoker LJ, van den Bemt PM, HARM Study Group. *Frequency of and risk factors for preventable medication-related hospital admissions in the Netherlands*. Arch Intern Med 2008 Sep 22;168(17):1890-1896.
- (8) Kongkaew C, Noyce PR, Ashcroft DM. *Hospital admissions associated with adverse drug reactions: a systematic review of prospective observational studies*. Ann Pharmacother 2008 Jul;42(7):1017-1025.
- (9) Meredith S, Feldman PH, Frey D, Hall K, Arnold K, Brown NJ, et al. *Possible medication errors in home healthcare patients*. J Am Geriatr Soc 2001 Jun;49(6):719-724.
- (10) Flaherty JH, Perry HM, 3rd, Lynchard GS, Morley JE. *Polypharmacy and hospitalization among older home care patients*. J Gerontol A Biol Sci Med Sci 2000 Oct;55(10):M554-9.
- (11) Ellenbecker CH, Frazier SC, Verney S. *Nurses' observations and experiences of problems and adverse effects of medication management in home care*. Geriatr Nurs 2004 May-Jun;25(3):164-170.
- (12) Mager DR. *Medication errors and the home care patient*. Home Healthc Nurse 2007 Mar;25(3):151-5; quiz 156-7.
- (13) Kovner C, Menezes J, Goldberg JD. *Examining nurses' decision process for medication management in homecare*. Jt Comm J Qual Patient Saf 2005 Jul;31(7):379-385.
- (14) Mangoni AA, Jackson SH. *Age-related changes in pharmacokinetics and pharmacodynamics: basic principles and practical applications*. Br J Clin Pharmacol 2004 Jan;57(1):6-14.
- (15) Aronson JK. *Balanced prescribing - principles and challenges*. Br J Clin Pharmacol 2012 Oct;74(4):566-572.
- (16) Fick DM, Cooper JW, Wade WE, Waller JL, Maclean JR, Beers MH. *Updating the Beers criteria for potentially inappropriate medication use in older adults: results of a US consensus panel of experts*. Arch Intern Med 2003 Dec 8-22;163(22):2716-2724.

- (17) Gallagher LP. *The potential for adverse drug reactions in elderly patients*. Appl Nurs Res 2001 Nov;14(4):220-224.
- (18) Gallagher P, O'Mahony D. *STOPP (Screening Tool of Older Persons' potentially inappropriate Prescriptions): application to acutely ill elderly patients and comparison with Beers' criteria*. Age Ageing 2008 Nov;37(6):673-679.
- (19) Dalleur O, Spinewine A, Henrard S, Losseau C, Speybroeck N, Boland B. *Inappropriate prescribing and related hospital admissions in frail older persons according to the STOPP and START criteria*. Drugs Aging 2012 Oct;29(10):829-837.
- (20) Royal S, Smeaton L, Avery AJ, Hurwitz B, Sheikh A. *Interventions in primary care to reduce medication related adverse events and hospital admissions: systematic review and meta-analysis*. Qual Saf Health Care 2006 Feb;15(1):23-31.
- (21) Laaksonen R, Duggan C, Bates I. *Performance of community pharmacists in providing clinical medication reviews*. Ann Pharmacother 2010 Jul-Aug;44(7-8):1181-1190.
- (22) Krska J, Avery AJ. *Evaluation of medication reviews conducted by community pharmacists: a quantitative analysis of documented issues and recommendations*. Br J Clin Pharmacol 2008 Mar;65(3):386-396.
- (23) Lenaghan E, Holland R, Brooks A. *Home-based medication review in a high risk elderly population in primary care--the POLYMED randomised controlled trial*. Age Ageing 2007 May;36(3):292-297.
- (24) Vinks TH, Egberts TC, de Lange TM, de Koning FH. *Pharmacist-based medication review reduces potential drug-related problems in the elderly: the SMOG controlled trial*. Drugs Aging 2009;26(2):123-133.
- (25) Ulfvarson J, Mejyr S, Bergman U. *Nurses are increasingly involved in pharmacovigilance in Sweden*. Pharmacoepidemiol Drug Saf 2007 May;16(5):532-537.
- (26) Bergqvist M, Ulfvarson J, Karlsson EA. *Nurse-led medication reviews and the quality of drug treatment of elderly hospitalized patients*. Eur J Clin Pharmacol 2009 Nov;65(11):1089-1096.
- (27) Blozik E, Born AM, Stuck AE, Benninger U, Gillmann G, Clough-Gorr KM. *Reduction of inappropriate medications among older nursing-home residents: a nurse-led, pre/post-design, intervention study*. Drugs Aging 2010 Dec 1;27(12):1009-1017.
- (28) Corbett CF, Setter SM, Daratha KB, Neumiller JJ, Wood LD. *Nurse identified hospital to home medication discrepancies: implications for improving transitional care*. Geriatr Nurs 2010 May-Jun;31(3):188-196.
- (29) Arnold GJ. *Avoiding inappropriate drug prescribing: fundamental principles for rational medication management*. Clin Nurse Spec 1999 Nov;13(6):289-295.
- (30) Korner EA, Lauritzen L, Nilsson FM, Lolk A, Christensen P. *Simple scoring of the Clock-Drawing test for dementia screening*. Dan Med J 2012 Jan;59(1):A4365.
- (31) HARM wrestling report.
A Dutch advisory report from the Expert Group of medication safety regarding outpatient interventions that improve medication safety in the short term. 2009.

- (32) Hospital Admission Related to Medication (HARM Study). *Een prospectief, multicenter onderzoek naar geneesmiddel gerelateerde ziekenhuisopnames*. 2006.
- (33) Lynn MR. *Determination and quantification of content validity*. Nurs Res 1986 Nov-Dec;35(6):382-385.
- (34) Valente MJ, Abramson N. *Easy bruisability*. South Med J 2006 Apr;99(4):366-370.
- (35) Triller DM, Clause SL, Briceland LL, Hamilton RA. *Resolution of drug-related problems in home care patients through a pharmacy referral service*. Am J Health Syst Pharm 2003 May 1;60(9):905-910.
- (36) DeBrew JK, Barba BE, Tesh AS. *Assessing medication knowledge and practices of older adults*. Home Healthc Nurse 1998 Oct;16(10):686-91; quiz 691-2.
- (37) Griffiths R, Johnson M, Piper M, Langdon R. *A nursing intervention for the quality use of medicines by elderly community clients*. Int J Nurs Pract 2004 Aug;10(4):166-176.
- (38) Gusdal AK, Beckman C, Wahlstrom R, Tornkvist L. *District nurses' use for an assessment tool in their daily work with elderly patients' medication management*. Scand J Public Health 2011 Jun;39(4):354-360.
- (39) Lattanzio F, Laino I, Pedone C, Corica F, Maltese G, Salerno G, et al. *Geriatric conditions and adverse drug reactions in elderly hospitalized patients*. J Am Med Dir Assoc 2012 Feb;13(2):96-99.

General Discussion





General discussion

A growing number of older patients with multiple morbidities are dependent on medication to maintain their daily lives. In combination with natural changes in age-related drug metabolism, impaired cognition, multiple morbidities, reduced renal function, polypharmacy and impaired compensating capacity (frailty), older people are particularly vulnerable to drug-related problems (DRPs)^[1-4]. DRPs can occur during various stages of the medication management process, including prescribing, dispensing, taking/administering, monitoring, and evaluation, and can be caused by various actors in this process, such as the healthcare professionals (physicians, nurses, pharmacists) and the patient him- or herself^[5]. Scientific analysis has shown that research to prevent DRPs in primary care should focus on the medication taking/administering phase. Research on the prevention of DRPs has, in general, focused on general physicians^[6-10] and pharmacists^[11-14].

Many older patients at risk for DRPs receive homecare as a result of declining daily functioning. In the area of research and in the scientific debate regarding the prevention of DRPs, the patients and professionals who support these patients at home, such as homecare workers, have largely been ignored.

The aim of this thesis was to explore the prevention and early recognition of potential DRPs by including homecare workers in the chain of medication safety.

In this thesis, a variety of studies were brought together highlighting the beliefs and medication management capacity of older people and the knowledge, attitude and observation skills of homecare workers regarding medication and DRPs.

The objectives of the thesis were as follows:

1. To explore the beliefs to older people regarding their medication and their medication management capacity relative to their self-management skills and cognition;
2. To describe the medication management practices, knowledge and attitudes regarding medication of homecare workers; and
3. To determine whether standardized observations in homecare can lead to early recognition of DRPs.

Main findings of the thesis

In general, the presented studies provided insight into the beliefs and medication management capacity of older (homecare) patients and into the medication management practices, knowledge and attitudes of homecare workers regarding DRPs. The main findings were as follows:

Concerning the patient

- Community-dwelling older patients viewed their medicines as necessary and showed little concern regarding harm and overuse (chapter 2.1).

- Nearly half of the older homecare patients in this study were not able to manage their medications by themselves (chapter 2.2).

Concerning the homecare worker

- Almost all of the homecare workers stated that they provide information about drugs to their patients (chapter 3.1).
- A considerable percentage of the homecare workers indicated observing non-adherence and adverse drug reactions (ADRs) (chapter 3.1).
- Homecare nurses felt responsible for promoting proper medication use in their older patients (chapter 3.2).
- The knowledge of homecare nurses regarding medication was insufficient and should be improved (chapter 3.2).

Concerning early recognition

- The frequency of prescription changes in an individual patient is associated with hospital admission. This relationship indicates that the prescription change frequency (PCF) can contribute to the identification of patients who are at especially increased risk of DRPs in primary care (chapter 4.1).
- Homecare workers indicated recognizing central nervous system side effects (confusion, drowsiness and fatigue) better than gastrointestinal disorders and dizziness (chapter 4.2).
- Registered nurses and licensed practical nurses indicated, more than less educated nurse assistants, recognizing and reporting symptoms of DRPs (chapter 4.2).
- Homecare workers are not informed about prescription changes (chapter 4.2).
- With the help of a standardized observation list, homecare workers are able to observe signs and symptoms indicative of potential DRPs (chapter 4.3).

In this final chapter, the main findings of this research will be placed within a broader perspective. First, reflections on practice-based research and education in homecare will be offered. Second, a closer look, enhancing the quality of medication management in homecare patients, will be described. Third, attention will be paid to the window of opportunity for early recognition by homecare workers of signs and symptoms that are indicative of potential DRPs. Based on these reflections, the implications of the findings and further research will be addressed.

Reflections on practice-based research in homecare

A few years ago, the Dutch homecare organization Aveant (today called Careyn) asked the Hogeschool Utrecht University of Applied Sciences for help in improving medication safety in homecare. Homecare workers reported ‘uneasy feelings’ about their patients’ medication; however, knowledge and tools to interpret these feelings were lacking. This question became the start of practice-based research, upon which this thesis is based, as well as follow-up research regarding older people receiving polypharmacy^[15]. Given the challenges faced in homecare as a result of the growing number older multiple-morbidity patients, many similar questions will rise. For many questions, evidence from research to substantiate answers has been lacking. Practice-based research involves solving practical questions in a scientific manner, and it builds on strong collaboration between professionals and researchers. Within networks of professionals and researchers, validated instruments can be implemented in practice. These data enable an objective analysis of problems. Solutions for these problems can be built on subsequent studies, in which professionals and researchers combine their knowledge and experience. In the ‘Medication Management in Homecare Patients Project’, the following professional organization were involved: the (home)care organizations Careyn and Buurtzorg; Expertise Centre Pharmacotherapy in Older Patients (Ephor); the Partnership of General Practitioners of Utrecht (Stadsmaatschap Huisartsen Utrecht); and the National Professional Organization of Primary Care Nurses (V&VN, afdeling eerste lijn). Addressed by these professionals, supplemented with teachers, students and researchers, the question of homecare organization could be answered. As a result, homecare workers are able to observe signs and symptoms indicative of potential DRPs, with the help of the HOME instrument.

The roles of students and teachers

Practice-based research can also provide educational innovation by involving students in practice-based research and by integrating knowledge into education. Of the studies described in this thesis, there were 28 bachelor’s degree in nursing students, 4 Master’s degree in nursing sciences students, 4 bachelor’s degree in pharmaceutical business administration students and 2 Master’s of pharmacy students involved. Many of these students are currently active professionals who have graduated. Working in this project made these students (and their teachers) aware of the challenging role of homecare workers in medication safety. Given the challenges these professionals will face in the forthcoming years, their experience and ability to collaborate in practice-based research will prove valuable. In addition, practice-based research, in interaction with education, speeds up the velocity of bringing the results of research into practice. Today, bachelor’s degree in nursing students in Utrecht are trained to work with the HOME instrument. In addition, several homecare organizations, for instance, those to which students report for their internships, are now working with this standardized observation list in practice. The HOME instrument is freely accessible via the Web site of the research center and is accompanied by a free demonstration film as well. By students conducting practice-based research while embedded in an university of ap-

plied sciences, the well-known gaps among research, education and practice will be reduced, and quality of care will be enhanced in an innovative manner. Moreover, future professionals will be prepared for evidence-based practice, even in those practices in which evidence has been lacking.

Methodological considerations

One could argue that randomized, clinical trials (RCTs) provide the strongest scientific evidence. However, RCTs have serious limitations when developing knowledge for use in nursing practice^[16,17].

RCTs in nursing, and often also in medicine, do not provide evidence for general laws but allow for only probabilistic conclusions^[18]. Heerdink et al^[19] put it as follows: 'While clinical trials may form the foundation of evidence-based medicine, one should not neglect medicine-based evidence'.

All of the included studies in this thesis, except for the study described in chapter 4.1, had a cross-sectional design with self-reports, which precludes any attempt to establish the direction of causality. However, in the unexplored area of the patients' and homecare workers' roles in medication-related problems in homecare, observational studies are the preferred method for achieving the objectives. In addition, the study populations in chapter 2.1 (n=91), chapter 2.2 (n=95), chapter 3.2 (n=146), chapter 4.2 (n=105) and chapter 4.3 (n=115) were relatively small. These sample sizes could hamper the generalizability of the findings. However, the studies provided an in-depth insiders' view of the beliefs of community-dwelling older people and the perceptions of homecare workers regarding medication, indicating the importance of appropriate medication management in older homecare patients. Moreover, in this area of research, these sample sizes can be considered adequate. In this thesis, we attempted to use instruments that were already validated and used in other studies to enable the comparison of findings and to contribute to the accumulation of knowledge. Given the paucity of studies in this area, these goals were not possible to accomplish for all of the studies. Therefore, for the study in chapter 2.2, we used the Medication Management Capacity instrument (MMC, known as BEM in the Netherlands), which has been used in daily practice in the Netherlands. However, the MMC has not yet been validated. For the study in chapter 4.2, we developed a questionnaire that was based on potential side effects of the ten most frequently used drug products by people aged 75 years old or older. The face validity was established by experts. The feasibility was assessed during a national homecare congress.

Reflections on medication management in homecare patients

Homecare and the medication system: A window of opportunity

For a safe medication process in homecare, appropriate coordination among all important stakeholders is necessary, namely the patient (and caregiver), general practitioner or specialist (prescriber), pharmacist (provider), homecare organization and homecare worker^[20]. The patient is responsible for providing relevant information to his or her general practitioner and pharmacist and for correct medication use. However, as reported in chapter 2.1, community-dwelling older people view their medicines as necessary and show little concern regarding harm or overuse. These strong beliefs in the necessity of their medicines enhance the adherence^[21-29]. Nevertheless, it could blind them as well as healthcare providers to the DRPs that occur frequently in this population^[30-35]. Community-dwelling older people could consider observed symptoms as an unavoidable part of aging or disease, rather instead of drug-related events. Moreover, as reported in chapter 2.2, almost half of the homecare patients in this study were not able to manage their medications. Approximately 40% of them were unable to state the names of their medications, even with the aid of a medication list. In addition, only one quarter of the homecare nurses agreed with the statement that patients always indicated their complaints to them (chapter 4.2).

These problems emphasize the relevance of alertness by homecare workers to signs and symptoms indicative for potential DRPs and of proactive attitudes. The latter means that when signs or symptoms are observed, reporting in the nursing record is not sufficient. Contacting the general practitioner, first responsible nurse or pharmacist could also be necessary to improve the situation of the patient.

The medical prescriber is responsible for the diagnosis of illness or disease and the initiation of therapy. The pharmacist is responsible for the provision of drugs, counseling of patients, educating of healthcare professionals in drug use, and preparing of medications.

Nurses are responsible for drug administration and registration^[36,37]. In addition, nurses are responsible for educating and coaching and for the observation and monitoring of their patients. Medical doctors focus on making diagnoses and initiating therapy, whereas nurses focus on *the consequences for the patient* of these diagnoses and treatments. Medication-related problems are consequences of treatment^[37]. Therefore, observing the consequences of medication and providing early warnings of potential DRPs for the patient without a doubt constitute a part of the nursing profession. Signs and symptoms indicative of potential DRPs recorded by homecare workers, using a standardized observation list, aid in the early recognition of DRPs in homecare patients (chapter 4.3).

Opportunities in timing

The first few weeks following hospital discharge are a particularly high-risk interval for DRPs^[38,39]. Patients often experience changes in health state, and they do have frequently several prescription changes^[40-43]. There might also be incomplete communication with community care providers reflecting these changes.

Therefore, the medication management capacity (MMC) of the older homecare patient, defined as the cognitive and functional ability to self-administer a medication regimen as prescribed^[44], should be measured with the MMC instrument at hospital discharge or homecare intake. If the MMC score is less than 13 (incapable of medication management), homecare or informal care should be incorporated for medication management support. Subsequently, medication management support should be an indication for homecare and should be reimbursed. Prevention of (re)hospitalization is expected to lower the costs of healthcare and improve the quality of life of patients with multiple morbidities who are receiving polypharmacy.

Opportunities for collaboration in integrated care

In this thesis, we demonstrated that homecare workers, using a standardized observation list, were able to observe signs and symptoms in homecare patients that were indicative of DRPs (chapter 4.3). Identification of these potential DRPs by homecare workers, followed by effective interventions, could prevent or decrease the impact of DRPs. The detection of relatively small changes by homecare workers, such as an increase in dizziness over time, could prevent more serious consequences, such as overall deterioration of the patient's situation or a fall due to dizziness, which in turn could lead to hospitalization. Homecare workers could assign homecare patients who should have a medication review by a pharmacist, based on the standardized observations.

In chapter 4.1, we demonstrated that prescription change frequency (PCF) was associated with hospital admission. In current practice, as mentioned in chapter 4.2, homecare workers are often not aware of prescription changes. Prescribers should consider informing the homecare worker when the number of prescription changes increases. Moreover, the prescriber should ask for particular observations and feedback from the homecare worker. Effective collaboration is essential, whereby homecare workers can function as the 'eyes and ears behind closed doors' for GPs and pharmacists. With the help of standardized observations, homecare workers are able to observe signs and symptoms indicative of DRPs, as demonstrated in chapter 4.3. As of now, in the Dutch multidisciplinary protocol for polypharmacy in older people^[45], homecare workers have not been mentioned. The involvement of homecare workers in the next edition would improve this protocol.

Collaboration in primary care among general practitioners, pharmacists and homecare workers should be supported by communication appointments.

Moreover, standardized observations indicative of potential DRPs should be integrated into a digital file and transformed into a digital communication application ('app') for smart phones or tablets to facilitate this communication.

Multidisciplinary collaboration in integrated care can be seen as a key issue in the improvement of DRPs in homecare. The responsibilities, in summary, are as follows:

- the patient: providing relevant information to the prescriber and/or pharmacist, followed by proper intake after agreement on prescriptions;

- the medical prescriber: appropriate prescribing and shared decision-making with the patient;
- the pharmacist: accurate providing of drugs, counseling of patients, educating of healthcare professionals in all facets of drug use, and the preparing of medications;
- homecare organization: educating employees and facilitating collaboration among homecare workers, pharmacists and general practitioners;
- the homecare nurse assistant: observing and reporting changes in the patients' situation, and reporting this information in the nursing file and to the primary nurse;
- the licensed practical nurse: controlling, administering, advising and teaching patients, observing signs and symptoms indicative of the negative effects of medication, and reporting this information in the nursing file and to the primary nurse; and
- the homecare nurse: controlling, administering medication (also by airway, injection or drip and making solutions and dilutions), advising, teaching and coaching patients and LPNs and NAs, observing signs and symptoms indicative of potential DRPs, contacting LPNs and NAs as the primary nurse for the signs and symptoms indicative for potential DRPs, further assessment in case of potential DRPs by a medication interview, reporting this information in nursing file, referral to the prescriber or provider, and coordination of medication management care.

The study, as reported in chapter 3.1, demonstrated that almost all homecare workers indicated providing information about the drugs that their patients were using in daily practice. This duty is not arranged in current practice, given that medication management support is not reimbursed as an indication for homecare. This lack of reimbursement should be changed as part of the healthcare transition to care as closely for the patient as possible.

Opportunities in education

In this study, as reported in chapter 3.1, on average, half of the homecare workers labeled their medication knowledge as insufficient, and two thirds of the homecare workers indicated a need for medication education. The observation of signs and symptoms indicative of DRPs requires knowledge and the correct attitude. Almost all of the homecare nurses (LPNs and ANs to a lesser extent) indicated knowing that gastrointestinal disorders, diarrhea, nausea, confusion, drowsiness, fatigue and dizziness could be side effects of drugs (chapter 4.2). In addition, a considerable number of homecare workers reported recognizing non-adherence and adverse drug reactions in their patients (chapter 3.1). However, in chapter 3.2, we demonstrated that the knowledge of homecare nurses regarding the ten most common medications used by older people could be improved. This deficit suggests that homecare nurses are overestimating their competence regarding medication. Therefore, homecare organizations should invest in permanent education for their staff regarding medication. In addition, nursing schools should

embed medication management into their curricula. In addition to knowledge, which supports the awareness that particular signs and symptoms could be drug-related, the willingness to provide excellent care is required and forms the basis of the correct attitude in homecare. Knowledge and attitude are also key issues in improving DRPs in homecare. Given that nursing students are not yet prepared for the growing number of multiple morbidity older patients[46], there is an urgent need for change.

Implications for clinical practice, education and further research

- Prescribers and providers should improve their efforts in explaining and educating their patients to recognize important signs and symptoms indicative of DRPs.
- Homecare workers should support this improvement and arrange follow-ups.
- Systematic screening on patients' medication management capacity is necessary in homecare patients.
- Homecare workers should be aware of decreased self-management ability in their patients as a sign for decreased medication management capacity.
- The effects of communication between prescribers and homecare workers regarding prescription changes and prescription change frequency should be further investigated.
- The validity of the MMC instrument should be investigated.
- The effect of medication education on the observation skills and on pro-active interventions regarding drug-related problems should be further investigated in a controlled intervention study.
- The effect of the identification of signs and symptoms indicative of DRPs by homecare workers on the quality of life of patients, as well on cost-effectiveness with regard to healthcare use, should be further investigated in a controlled intervention study.
- Conforming to the digital computer era, the standardized observation list on paper should be further developed as a digital integrated file or application, also called an 'app'.
- Nursing schools should enhance education regarding medication, DRPs and early recognition of DRPs.
- The evolution of 'hogescholen' into universities of applied sciences, in which practice-based research is connected with education, should be recognized as an important component of quality of education and quality of care.

Conclusion

Older homecare patients are insufficiently aware of their vulnerability to DRPs. In addition, a considerable number of homecare patients are not able to manage their medications independently. Homecare workers are in an ideal position behind the front door, and they could contribute added value in the early recognition of DRPs by observing signs and symptoms indicative of potential problems. Knowledge, a pro-active attitude regarding medication, permanent education and multidisciplinary collaboration in integrated care are key issues in the improvement of drug-related problems in homecare.

References

- (1) Gallagher LP. *The potential for adverse drug reactions in elderly patients*. Appl Nurs Res 2001 Nov;14(4):220-224.
- (2) Turnheim K. *When drug therapy gets old: pharmacokinetics and pharmacodynamics in the elderly*. Exp Gerontol 2003 Aug;38(8):843-853.
- (3) Turnheim K. *Drug therapy in the elderly*. Exp Gerontol 2004 Nov-Dec;39(11-12):1731-1738.
- (4) Mangoni AA, Jackson SH. *Age-related changes in pharmacokinetics and pharmacodynamics: basic principles and practical applications*. Br J Clin Pharmacol 2004 Jan;57(1):6-14.
- (5) Pharmaceutical Care Network Europe. *PCNE classification for Drug Related problems*. 10-11-2009; Available at: <http://www.pcne.org/sig/drug-related-problems.php>. Accessed June 27, 2013.
- (6) Fick DM, Cooper JW, Wade WE, Waller JL, Maclean JR, Beers MH. *Updating the Beers criteria for potentially inappropriate medication use in older adults: results of a US consensus panel of experts*. Arch Intern Med 2003 Dec 8-22;163(22):2716-2724.
- (7) Gallagher P, O'Mahony D. *STOPP (Screening Tool of Older Persons' potentially inappropriate Prescriptions): application to acutely ill elderly patients and comparison with Beers' criteria*. Age Ageing 2008 Nov;37(6):673-679.
- (8) Dalleur O, Spinewine A, Henrard S, Losseau C, Speybroeck N, Boland B. *Inappropriate prescribing and related hospital admissions in frail older persons according to the STOPP and START criteria*. Drugs Aging 2012 Oct;29(10):829-837.
- (9) Patterson SM, Hughes C, Kerse N, Cardwell CR, Bradley MC. *Interventions to improve the appropriate use of polypharmacy for older people*. Cochrane Database Syst Rev 2012 May 16;5:CD008165.
- (10) Hubbard RE, O'Mahony MS, Woodhouse KW. *Medication prescribing in frail older people*. Eur J Clin Pharmacol 2013 Mar;69(3):319-326.
- (11) Royal S, Smeaton L, Avery AJ, Hurwitz B, Sheikh A. *Interventions in primary care to reduce medication related adverse events and hospital admissions: systematic review and meta-analysis*. Qual Saf Health Care 2006 Feb;15(1):23-31.
- (12) Lenaghan E, Holland R, Brooks A. *Home-based medication review in a high risk elderly population in primary care--the POLYMED randomised controlled trial*. Age Ageing 2007 May;36(3):292-297.
- (13) Stuijt CC, Franssen EJ, Egberts AC, Hudson SA. *Appropriateness of prescribing among elderly patients in a Dutch residential home: observational study of outcomes after a pharmacist-led medication review*. Drugs Aging 2008;25(11):947-954.
- (14) Vinks TH, Egberts TC, de Lange TM, de Koning FH. *Pharmacist-based medication review reduces potential drug-related problems in the elderly: the SMOG controlled trial*. Drugs Aging 2009;26(2):123-133.
- (15) van Vliet MJ, Schuurmans MJ, Grypdonck MH, Duijnste MS. *Improper intake of medication by elders--insights on contributing factors: a review of the literature*. Res Theory Nurs Pract 2006 Spring;20(1):79-93.

- (16) Hicks C, Hennessy D. *Mixed messages in nursing research: their contribution to the persisting hiatus between evidence and practice.* J Adv Nurs 1997 Mar;25(3):595-601.
- (17) Mantzoukas S. *A review of evidence-based practice, nursing research and reflection: leveling the hierarchy.* J Clin Nurs 2008 Jan;17(2):214-223.
- (18) van Meijel B, Gamel C, van Swieten-Duijffes B, Grypdonck MH. *The development of evidence-based nursing interventions: methodological considerations.* J Adv Nurs 2004 Oct;48(1):84-92.
- (19) Heerdink ER, Stolker JJ, Meijer WE, Hugenholtz GW, Egberts AC. *Need for medicine-based evidence in pharmacotherapy.* Br J Psychiatry 2004 May;184:452.
- (20) Taskforce Medicatieveiligheid Care. *Veilige principes in de medicatieketen.* 2012; Available at: <http://www.knmp.nl/downloads/medicijnen-zorgverlening/medicatieveiligheid/care-sector/brochure-veiligheid-in-de-medicatieketen-algemeen>. Accessed June 28, 2013.
- (21) Horne R, Weinman J. *Patients' beliefs about prescribed medicines and their role in adherence to treatment in chronic physical illness.* J Psychosom Res 1999 Dec;47(6):555-567.
- (22) Aikens JE, Nease DE, Jr, Nau DP, Klinkman MS, Schwenk TL. *Adherence to maintenance-phase antidepressant medication as a function of patient beliefs about medication.* Ann Fam Med 2005 Jan-Feb;3(1):23-30.
- (23) Clifford S, Barber N, Horne R. *Understanding different beliefs held by adherers, unintentional nonadherers, and intentional nonadherers: application of the Necessity-Concerns Framework.* J Psychosom Res 2008 Jan;64(1):41-46.
- (24) Lau DT, Briesacher BA, Mercaldo ND, Halpern L, Osterberg EC, Jarzabowski M, et al. *Older patients' perceptions of medication importance and worth: an exploratory pilot study.* Drugs Aging 2008;25(12):1061-1075.
- (25) Menckeberg TT, Bouvy ML, Bracke M, Kaptein AA, Leufkens HG, Raaijmakers JA, et al. *Beliefs about medicines predict refill adherence to inhaled corticosteroids.* J Psychosom Res 2008 Jan;64(1):47-54.
- (26) Hayes TL, Larimer N, Adami A, Kaye JA. *Medication adherence in healthy elders: small cognitive changes make a big difference.* J Aging Health 2009 Jun;21(4):567-580.
- (27) Oladimeji O, Farris KB, Urmie JG, Doucette WR. *Symptomatology, attribution to medicines, and symptom reporting among Medicare enrollees.* Res Social Adm Pharm 2009 Sep;5(3):225-233.
- (28) Daleboudt GM, Broadbent E, McQueen F, Kaptein AA. *Intentional and unintentional treatment nonadherence in patients with systemic lupus erythematosus.* Arthritis Care Res (Hoboken) 2011 Mar;63(3):342-350.
- (29) Mahler C, Hermann K, Horne R, Jank S, Haefeli WE, Szecsenyi J. *Patients' beliefs about medicines in a primary care setting in Germany.* J Eval Clin Pract 2012 Apr;18(2):409-413.
- (30) Hanlon JT, Schmader KE, Koronkowski MJ, Weinberger M, Landsman PB, Samsa GP, et al. *Adverse drug events in high risk older outpatients.* J Am Geriatr Soc 1997 Aug;45(8):945-948.
- (31) Field TS, Gurwitz JH, Harrold LR, Rothschild J, DeBellis KR, Seger AC, et al. *Risk factors for adverse drug events among older adults in the ambulatory setting.* J Am Geriatr Soc 2004 Aug;52(8):1349-1354.

- (32) Routledge PA, O'Mahony MS, Woodhouse KW. *Adverse drug reactions in elderly patients*. Br J Clin Pharmacol 2004 Feb;57(2):121-126.
- (33) Tangiisuran B, Wright J, Van der Cammen T, Rajkumar C. *Adverse drug reactions in elderly: challenges in identification and improving preventative strategies*. Age Ageing 2009 Jul;38(4): 358-359.
- (34) Peron EP, Marcum ZA, Boyce R, Hanlon JT, Handler SM. *Year in review: medication mishaps in the elderly*. Am J Geriatr Pharmacother 2011 Feb;9(1):1-10.
- (35) Petrovic M, van der Cammen T, Onder G. *Adverse drug reactions in older people: detection and prevention*. Drugs Aging 2012 Jun 1;29(6):453-462.
- (36) Galbraith A, Bullock S, Manias E, Hunt B, Richards A. *Fundamental of Pharmacology. An Applied approach for nursing and health*. second ed. Essex. England: Pearson; 2007.
- (37) Carpenito-Moyet L. *Handbook of Nursing Diagnosis. Application to clinical practice*. 10th ed.: Lippincott Williams & Wilkins; 2012.
- (38) Forster AJ, Murff HJ, Peterson JF, Gandhi TK, Bates DW. *The incidence and severity of adverse events affecting patients after discharge from the hospital*. Ann Intern Med 2003 Feb 4;138(3): 161-167.
- (39) Forster AJ, Murff HJ, Peterson JF, Gandhi TK, Bates DW. *Adverse drug events occurring following hospital discharge*. J Gen Intern Med 2005 Apr;20(4):317-323.
- (40) Himmel W, Kochen MM, Sorns U, Hummers-Pradier E. *Drug changes at the interface between primary and secondary care*. Int J Clin Pharmacol Ther 2004 Feb;42(2):103-109.
- (41) Boockvar KS, Carlson LaCorte H, Giambanco V, Fridman B, Siu A. *Medication reconciliation for reducing drug-discrepancy adverse events*. Am J Geriatr Pharmacother 2006 Sep;4(3):236-243.
- (42) Stuffken R, Egberts TC. *Discontinuities in drug use upon hospital discharge*. Pharm World Sci 2004 Oct;26(5):268-270.
- (43) Wong JD, Bajcar JM, Wong GG, Alibhai SM, Huh JH, Cesta A, et al. *Medication reconciliation at hospital discharge: evaluating discrepancies*. Ann Pharmacother 2008 Oct;42(10):1373-1379.
- (44) Maddigan SL, Farris KB, Keating N, Wiens CA, Johnson JA. *Predictors of older adults' capacity for medication management in a self-medication program: a retrospective chart review*. J Aging Health 2003 May;15(2):332-352.
- (45) Nederlands Huisartsen Genootschap. *Multidisciplinaire richtlijn polyfarmacie bij ouderen 2012*. 2012; Available at: https://www.nhg.org/sites/default/files/content/nhg_org/uploads/polyfarmacie_bij_ouderen.pdf. Accessed June, 28, 2013.
- (46) Schuurmans MJ, Habes V, Strijbos M. *Gerontologische en Geriatrische inhoud van Verpleegkunde opleidingen in Nederland. 2012*.

Summary

besilaat) Mylan 5 mg

onkelijke verpakking ter bescherming tegen licht.
reik van kinderen houden.
bijsluiter voor meer informatie.

lodipine (als besilaat) Mylan 5 mg
tabletten

al gebruik.
aren in de oorspronkelijke verpakking ter bescherming tegen licht.
en het zicht en bereik van kinderen houden.
s vóór gebruik de bijsluiter voor meer informatie.

Atorvastatine Mylan 40 mg
30 filmomhulde tabletten

Lot: 8013286D
EXP: 11/2014

In the Netherlands, people aged 65 years and older use three times more medication, and people aged 75 years and older consume five times more than the average person. In combination with natural changes in age-related drug metabolism, impaired cognition, multiple morbidities, reduced renal function, polypharmacy and impaired compensating capacity (frailty), older people are particularly vulnerable to drug-related problems (DRPs).

Impaired cognition, polypharmacy and aged older than 65 years old are highly prevalent in people receiving homecare services. Therefore, particular segments of the older homecare patient population are vulnerable to DRPs.

Several studies have shown that physicians and pharmacists can contribute to the recognition of DRPs in patients care. However, to date, little attention has been paid to the process of early recognition of the observations indicative of potential DRPs in the home environment.

In addition to the general practitioner and pharmacist, homecare workers who visit their patients in their homes on a regular basis might be able to facilitate early recognition of potential DRPs.

The main objectives of this study were to:

1. Explore the beliefs of older people regarding their medication and their medication management capacity relative to their self-management ability skills and cognition;
2. Describe the medication management practices, knowledge and attitudes regarding medication among homecare workers; and
3. Determine whether standardized observations in homecare could result in early recognition of DRPs.

Chapter 1 describes how these aspects have led to the various studies and provides a general introduction including objectives and outline of this thesis.

Chapter 2 of this thesis describes the patients' beliefs regarding medication and medication management capacity in homecare patients.

In **chapter 2.1** we explored the beliefs about medicines and factors influencing these beliefs in community-dwelling elderly who were using medication. In a cross-sectional survey using the Beliefs about Medicines Questionnaire, 91 elderly were interviewed at their home. The participants were convinced of the necessity of their medicines, while they did not show concerns regarding overuse and harm. The results indicate that elderly if well informed regarding their medication will be adherent and in the meantime there could be a risk of harm due to their neglect of the possibility of adverse events.

In **chapter 2.2** the medication management capacity of 95 independent living older people on polypharmacy in relation to their cognitive- and self-management skills were determined, using the Medication Management Capacity questionnaire, Self-Management Ability Score and Clock-Drawing-Test. Almost half of the participants were able to manage their medication by themselves at home. Cogni-

tion and self-management ability were related to medication management capability. Self-management ability and medication management support were predictors of medication management capacity.

Chapter 3 of this thesis describes the homecare workers' knowledge and attitude and medication management practices regarding medication.

The medication management practices of homecare workers (n=507) were assessed in a cross-sectional survey and described in **chapter 3.1**. Homecare nurses' medication management practices consist of handling over medication, providing information, observing non-adherence and observing ADRs. Almost all homecare workers said they provided information about drugs to their patients although their trust in their medication knowledge was lacking and they said they needed medication education. To be effective, the homecare nurses' observations of non-adherence or ADRs need to be reported to the prescriber/or provider. Therefore, knowledge about medication and multidisciplinary collaboration in integrated care could be key issues in improving medication management by homecare workers.

Knowledge and perspectives of Dutch homecare nurses regarding medication frequently used by older people was measured in a cross-sectional study (n=146) and described in **chapter 3.2**. Although most homecare nurses felt responsible for their older patients' proper medication use and agreed with the statement that they played a role in preventing older patients' medication related hospital admissions, their knowledge could be improved.

Chapter 4 of this thesis presents three studies focusing on the early recognition of Drug Related Problems.

In **chapter 4.1** a retrospective matched case-control study was conducted (n=17362), to assess the association between Prescription Change Frequency and hospital admission. The odds ratio (OR) of hospital admission increased with an increase in PCF category. At 3 months before the index date from PCF=1 OR 1.4 [95%CI 1.3-1.5] to PCF=2-3 OR 2.2 [95CI 1.9-2.4] and to PCF \geq 4 OR 4.1 [95%CI 3.1-5.1]. Pharmacists and other healthcare workers should be alert when the frequency of prescription changes increases.

In **chapter 4.2** a survey (n=105) was conducted to describe how homecare workers rate their knowledge, monitoring skills and ability to recognize adverse drug reactions and drug interactions of the most commonly used medication in older homecare patients. Homecare registered nurses (RNs) stated to recognize more (OR = 3.84; CI 1.43-10.30) gastrointestinal disorders, diarrhea and nausea and also more (OR = 4.33; CI = 1.09-17.26) confusion, drowsiness and fatigue than lower educated homecare assistants. In general, homecare workers recognize side-effects of confusion, drowsiness and fatigue more easily than gastrointes-

tinal disorders and dizziness. There were differences between Registered Nurses (RN), Licensed Practical Nurses (LPN) and Nurse Assistants (NA) in the knowledge and their skills to recognize adverse drug reactions and interactions in homecare. Therefore, the allocation of homecare clients to RNs, LPNs or NA should be arranged well throughout.

To determine whether homecare workers can detect signs and symptoms indicative of potential ADRs in their patients, an observational study (n=115) was conducted and described in **chapter 4.3**. During routine home visits, homecare workers filled in a standardized observation list of signs and symptoms indicative for potential ADRs, namely, gastrointestinal and other bleedings, electrolyte disturbances, renal and heart failure, digoxin intoxication, constipation, disturbances of diabetic control, and falls. The observations were compared against the medications that the patients were using, and their known side effects, by a panel of clinical pharmacology experts. Half (49.6%) of the signs and symptoms were considered drug related. Observed dizziness (64.1%) and drowsiness (53.3%) could be drug related in most cases, as could most cases (71.4%) of fainting spells (indicative of renal or heart failure). Seventeen of 20 observed falls could be drug related. The specificity of the standardized observation list was high, varying from 0.70 (CI: 0.62-0.77) to 0.97 (CI: 0.95-0.98). Signs and symptoms indicative of potential ADRs recorded by homecare workers using a standardized observation list can aid in the early recognition of ADRs in homecare patients.

Chapter 5 provides a general discussion of the results of the individual studies in thesis placed in a broader perspective. Three topics are discussed: reflections on practice-based research in homecare; reflections on medication management in homecare patients; and implications for clinical practice, education and further research. According to our findings, older homecare patients are insufficiently aware of their vulnerability to DRPs. Homecare workers are in an ideal position behind the front door, and they could contribute added value in the early recognition of DRPs by observing signs and symptoms indicative of potential problems. Knowledge, a pro-active attitude regarding medication, permanent education and multidisciplinary collaboration in integrated care are key issues in the improvement of drug-related problems in homecare.

Samenvatting

besilaat) Mylan 5 mg

onkelijke verpakking ter bescherming tegen licht.
reik van kinderen houden.
bijsluiter voor meer informatie.

lodipine (als besilaat) Mylan 5 mg
tabletten

al gebruik.
aren in de oorspronkelijke verpakking ter bescherming tegen licht.
en het zicht en bereik van kinderen houden.
s vóór gebruik de bijsluiter voor meer informatie.

Atorvastatine Mylan 40 mg
30 filmomhulde tabletten

Lot:
EXP:

80132860
11/2014

In Nederland gebruiken 65 plussers drie keer zoveel medicijnen als de gemiddelde Nederlander. Voor 75 plussers geldt dat zij vijf keer zoveel medicijnen gebruiken. In combinatie met leeftijdsgerelateerde natuurlijke veranderingen in het metabolisme, verminderde cognitie, multi-morbiditeit, verminderde nierfunctie, polyfarmacie en verminderde capaciteit tot herstel, zijn ouderen kwetsbaar voor medicatiegerelateerde problemen.

Thuiszorg cliënten zijn doorgaans ouder dan 65 jaar, waardoor er vaker sprake is van polyfarmacie en verminderde cognitie. Daarom bevinden zich vooral in deze populatie cliënten, die kwetsbaar zijn voor medicatiegerelateerde problemen.

Verschillende studies hebben aangetoond dat huisartsen en apothekers een bijdrage kunnen leveren aan het herkennen van medicatiegerelateerde problemen bij hun patiënten. Er is echter weinig aandacht besteed aan het vroegsignaleren van observaties die kunnen duiden op een medicatie gerelateerd probleem door thuiszorgmedewerkers. In aanvulling op de huisarts en apotheker zouden thuiszorgmedewerkers, die hun patiënten op regelmatige basis thuis bezoeken, een bijdrage kunnen leveren aan het vroegsignaleren van potentiële medicatiegerelateerde problemen.

Het doel van dit proefschrift is het:

1. verkennen van de opvattingen van ouderen ten aanzien van hun medicatie en hun medicatie management capaciteit gerelateerd aan zelfmanagement vaardigheden en cognitie;
2. beschrijven van de kennis, houding en medicatie management praktijk van thuiszorgmedewerkers;
3. vaststellen of een gestandaardiseerde observatielijst leidt tot vroegsignalering van potentiële medicatiegerelateerde problemen in de thuiszorg

Hoofdstuk 1 bevat een algemene introductie, doelen en korte beschrijving van het onderzoek gepresenteerd in dit proefschrift.

Hoofdstuk 2 van dit proefschrift beschrijft de opvattingen van patiënten ten aanzien van hun medicatie en de medicatie management capaciteit van thuiszorg cliënten.

In **hoofdstuk 2.1** hebben we de opvattingen van ouderen ten aanzien van hun medicatie onderzocht en gekeken welke factoren deze opvattingen beïnvloeden. In deze studie hebben we bij 91 ouderen thuis, een vragenlijst afgenomen ('beliefs about Medicines Questionnaire', BMQ). De deelnemers in deze studie waren overtuigd van de noodzaak van hun medicijnen en toonden geen zorgen over bijwerkingen. Door deze overtuiging zullen deze ouderen hun medicatie trouw innemen. Het is echter mogelijk dat eventuele bijwerkingen door deze overtuiging niet (tijdig) worden herkend.

In **hoofdstuk 2.2** hebben we de Medicatie Management Capaciteit van 95 thuiszorgcliënten met polyfarmacie onderzocht in relatie tot hun cognitieve en zelfmanagement vaardigheden. Hiervoor hebben we de BEM (Beoordeling van Eigen beheer Medicatie/Medication Management Capacity), de Self-Management Ability Score (SMAS) en de klok teken test gebruikt. Bijna de helft van de thuiszorgcliënten was in staat om zijn of haar medicijnen zelf te managen. Cognitie en zelfmanagement vaardigheden waren van invloed op de Medicatie Management Capaciteit. De mate waarin de cliënt in staat was tot zelfmanagement van de medicatie en de mate van medicatie ondersteuning door familie of professionele zorg waren voorspellers van de Medicatie Management Capaciteit.

In **hoofdstuk 3** van dit proefschrift beschrijven we de kennis en houding van thuiszorgmedewerkers ten aanzien van medicatie en hun dagelijkse praktijk ten aanzien van medicatie management.

De dagelijkse praktijk ten aanzien van medicatiemanagement door thuiszorgmedewerkers (n=507) is gemeten met behulp van een vragenlijst en wordt beschreven in **hoofdstuk 3.1**. De dagelijkse praktijk van thuiszorgmedewerkers ten aanzien van medicatie bestaat grofweg uit: het aanreiken van medicatie, het geven van informatie en het observeren van therapie-ontrouw en bijwerkingen. Bijna alle thuiszorgmedewerkers gaven aan informatie over medicijnen te geven aan hun cliënten, alhoewel zij eveneens aangaven dat hun kennis over medicatie tekort schoot en er behoefte was aan scholing.

Om de observaties van thuiszorgmedewerkers een effectief onderdeel te laten zijn van de medicatieveiligheid voor de cliënt, dienen deze observaties te worden ge-rapporteerd aan de voorschrijver of verstrekker van de medicatie. Medicatiekennis en multidisciplinaire samenwerking lijken sleutels tot het verbeteren van de medicatieveiligheid in de thuiszorg.

De kennis en houding van Nederlandse wijkverpleegkundigen (n=146) ten aanzien van medicatie die frequent door ouderen wordt gebruikt is gemeten met behulp van een digitale vragenlijst en beschreven in **hoofdstuk 3.2**. Hoewel de meeste wijkverpleegkundigen aangaven zich verantwoordelijk te voelen voor een juist gebruik van de medicatie door hun oudere thuiszorgcliënten, en het eens waren met de stelling dat zij een bijdrage konden leveren aan het voorkomen van medicatie gerelateerde ziekenhuisopnamen middels vroegsignalering van dreigende medicatiegerelateerde problemen, zou de kennis van wijkverpleegkundigen nog verder kunnen worden verbeterd.

In **hoofdstuk 4** van dit proefschrift worden drie studies gepresenteerd gericht op het vroegsignaleren van medicatie gerelateerde problemen.

In **hoofdstuk 4.1** beschrijven we een gematchte retrospectieve case-control studie (n=17362) waarin de associatie tussen het aantal wijzigingen in medicatievoorschriften en ziekenhuisopnamen is onderzocht.

De odds ratio op een ziekenhuisopname steeg naarmate het aantal wijzigingen in medicatievoorschriften steeg. Apothekers en andere gezondheidszorg medewerkers dienen daarom alert te zijn wanneer het aantal wijzigingen in medicatievoorschriften stijgt.

In **hoofdstuk 4.2** beschrijven we hoe thuiszorgmedewerkers (n=105) hun kennis, observatievaardigheden en mogelijkheden om bijwerkingen en interacties van medicijnen die ouderen veel gebruiken te herkennen, inschatten. Verpleegkundigen gaven vaker dan helpenden aan, dat zij gastrointestinale problemen, diarree en misselijkheid herkenden, als een mogelijke bijwerking van de medicatie. Daarnaast gaven verpleegkundigen vaker dan helpenden aan, dat zij verwardheid, slaperigheid en vermoeidheid herkenden als een mogelijke bijwerking. Over het algemeen werden door alle thuiszorgmedewerkers de bijwerkingen van verwardheid, slaperigheid en vermoeidheid beter herkend dan gastrointestinale problemen en duizeligheid. Verpleegkundigen, ziekenverzorgenden en helpenden schatten hun kennis en vaardigheden betreft het vroegsignaleren van signalen duidend op een medicatiegerelateerd probleem echter verschillend in. Het is daarom raadzaam om bij het toewijzen van cliënten aan medewerkers, rekening te houden met de kennis en vaardigheden van deze medewerkers.

Om vast te kunnen stellen of thuiszorgmedewerkers signalen en symptomen duidend op een mogelijke bijwerking van medicatie herkennen, beschrijven we in **hoofdstuk 4.3** een observationele studie (n=115). Tijdens een routine huisbezoek vulden thuiszorgmedewerkers een gestandaardiseerde observatielijst in met signalen en symptomen die zouden kunnen duiden op bijwerkingen van medicatie, namelijk gastrointestinale problemen en bloedingen, verstoring van de elektrolyten balans, nier- en hart falen, digoxine-vergiftiging, obstipatie, verstoring van de controle van diabetes en vallen. Deze observaties werden, vergezeld van de medicatie die deze cliënten gebruikten, voorgelegd aan een expert panel van klinische apothekers. De helft (49.6%) van de signalen en observaties werden door dit panel als potentieel medicatiegerelateerd beschouwd. De observaties van duizeligheid (64.1%), slaperigheid (53.3%) en wegrakingen (71.4%) werden in de meeste gevallen als medicatiegerelateerd beschouwd. Van de 20 geobserveerde valpartijen werd bij 17 valpartijen een relatie met medicatie mogelijk geacht door het expertpanel. De specificiteit van de gestandaardiseerde observatielijst was hoog, variërend van 0.70 (BI: 0.62-0.77) tot 0.97 (BI: 0.95-0.98). Met behulp van een gestandaardiseerde observatielijst kunnen thuiszorgmedewerkers bijdragen aan het vroegsignaleren van signalen en symptomen die duiden op een mogelijk medicatiegerelateerd probleem.

Tenslotte wordt in **hoofdstuk 5** een algemene discussie gegeven waarbij de resultaten van de individuele onderzoeken in dit proefschrift in een breder perspectief worden geplaatst. Drie onderwerpen worden besproken: een reflectie op praktijkgericht onderzoek in de thuiszorg, reflectie op medicatie management van thuiszorg cliënten en tenslotte implicaties voor de klinische praktijk, onderwijs en vervolgonderzoek.

Gebaseerd op onze resultaten blijken oudere thuiszorgcliënten onvoldoende bewust van hun kwetsbaarheid ten aanzien van medicatiegerelateerde problemen. Thuiszorgmedewerkers bevinden zich in de ideale positie achter de voordeur en kunnen hierdoor een bijdrage leveren aan het vroegsignaleren van signalen en symptomen die duiden op een potentieel medicatie gerelateerd probleem, met behulp van een gestandaardiseerde observatielijst. Kennis, een pro actieve houding ten aanzien van medicatie, permanente educatie en multidisciplinaire samenwerking in geïntegreerde zorg, lijken sleutels tot succes om medicatie gerelateerde problemen in de thuiszorg te verbeteren.

.

Dankwoord



Het schrijven van een dankwoord is een moment van reflectie. Ik besef dat dit proefschrift nooit tot stand was gekomen zonder de hulp van vele anderen.

Allereerst wil ik alle thuiszorgmedewerkers en thuiszorgcliënten bedanken voor hun bereidwilligheid tot het invullen van de (digitale) vragenlijsten en het meewerken aan de interviews. Zonder jullie was onderzoek naar medicatie management in de thuiszorg onmogelijk geweest.

Bijzonder veel dank gaat uit naar mijn promotoren prof. dr. M.J. Schuurmans en prof. dr. A.C.G. Egberts.

Prof. dr. Marieke Schuurmans, geachte promotor, beste Marieke. Als ik me eind 2006 bij je meld voor een oriënterend gesprek over een promotietraject, is de HARM studie net verschenen. Binnen jouw lectoraat bestaat dan al een onderzoekslijn naar preventie van medicatiegerelateerde problemen. Door het vertrek van Marjolein van Vliet is er een vacature voor een promovenda. Hoewel ik nog maar relatief kort als teamleider binnen het Instituut Verpleegkundige Studies van de Hogeschool Utrecht werkzaam ben (2½ jaar), besluit ik de kans te grijpen om als oud wijkverpleegkundige onderzoek te gaan doen binnen jouw lectoraat Verpleegkundige en Paramedische Zorg voor Mensen met Chronische aandoeningen. Jouw eeuwige energie en bevoegenheid voor het verbeteren van de zorg voor de oudere patiënt zijn werkelijk bijzonder te noemen en werkten voor mij aanstekelijk. Ik voel me bevoorrecht om door jou te zijn opgeleid. Jouw idee om me te laten opleiden tot epidemioloog maakte het mogelijk om mijn eigen analyses te doen en heb ik als zeer waardevol ervaren. Heel veel dank voor het vertrouwen in mij en de mogelijkheden die je mij geboden hebt. Ik heb ervan genoten.

Prof. dr. A.C.G. Egberts, geachte promotor, best Toine. De HARM studie is een belangrijk fundament onder dit proefschrift. Ik voel me daarom vereerd dat jij, als mede-bedenker van deze belangrijke en invloedrijke studie, bereid was om als tweede promotor dit promotietraject waarin de thuiszorg centraal stond, te begeleiden. Samen met Marieke was mijn 'dreamteam' hiermee compleet. Jouw enthousiasme, vragen die mij aan het denken zetten, en snelle en heldere feedback op mails en manuscripten, heb ik als zeer prettig en leerzaam ervaren. Heel veel dank daarvoor.

De leden van de beoordelingscommissie, Prof. dr. N.J. de Wit, Prof. dr. E.W.M.T. ter Braak, Prof. dr. P.F. Roodbol, Prof. dr. M.L. Bouvy en Dr. P.A.F. Jansen, wil ik hartelijk bedanken voor het beoordelen van het manuscript.

De stichting SIA RAAK publiek dank ik voor het toekennen van een subsidie om het ‘medicatie achter de voordeur’ project financieel mogelijk te maken. Het College van Bestuur van de Hogeschool Utrecht dank ik voor het promotiebeleid en de bijdrage voor dit proefschrift middels het steunfonds. De directie van de Faculteit Gezondheidszorg, in het bijzonder mr. Harm Drost, dank ik voor het toekennen van een promotievoucher.

De leden van het consortium ‘medicatie achter de voordeur project’, dr. Paul.A.F. Jansen (Expertise centrum Pharmacotherapie bij Ouderen Ephor), drs. Mariska de Bont (V&VN eerste lijns zorg), Drs.Suzan Sijmonsma (destijds Aveant Zuwe) en Angeline Borgdorff (Stadsmaatschap huisartsen Utrecht) wil ik hartelijk bedanken voor hun inzet en advies als stuurgroep.

De leden van het eerste expertpanel die de ontwikkeling van het Rode Vlaggen-instrument mogelijk hebben gemaakt wil ik hartelijk bedanken: Prof. dr. Marcel Bouvy, Drs. Richard Schep, Dr. Paul Jansen, Drs. Annemarie Rutgers, Drs. Carien van Gijn, Dr. Hester ten Dam, Prof. dr. Niek de Wit, Drs. Suzan Sijmonsma, Drs. Mariska de Bont en Angeline Borgdorff.

Mijn dank gaat uit naar de leden van het tweede expertpanel waardoor het rode vlaggen instrument kon worden gevalideerd: Drs. Ralf Vingerhoets, Drs. Astrid van Strien, Prof. dr. Marcel Bouvy, Dr. Clara van Drenth van Maanen, Drs. John van der Stegen, Drs. Geert Lefeber, Dr. Tom Schalekamp, Dr. Wilma Knol, Dr. Carolien van der Linden en Prof. dr. Toine Egberts.

De afgelopen jaren hebben vele studenten meegewerkt in het ‘medicatie achter de voordeur project’. Dank jullie wel allemaal! De bijdragen van sommige studenten hebben geleid tot publicaties. Daarom wil ik de volgende studenten speciaal bedanken: Aukje Munnik, Maaïke Sietzema, Annemarie Haverkamp, Ilona Schop, Zehra al Badie en Mirjam van de Watering.

Wilhelmien Looijmans, Suzan Sijmonsma, Mariska de Bont en Jennie Mast wil ik hartelijk bedanken voor toegang tot de thuiszorgmedewerkers en thuiszorgcliënten.

Wijkverpleegkundigen Dorine Steeghs-Willems en Dorette de Haas ben ik zeer erkentelijk voor hun vriendschap en belangstelling en voor het beoordelen van de vragenlijsten voor thuiszorgmedewerkers op praktijkrelevantie.

Dr. Rutger Stuffken, met plezier kijk ik terug op onze samenwerking. Het is ons uiteindelijk gelukt om de studie over de associatie tussen het aantal wijzigingen in medicatievoorschriften en ziekenhuisopnamen te publiceren!

Anneke de Jong, dank voor het meeschrijven aan het subsidievoorstel van het 'medicatie achter de voordeur project'. Met veel plezier denk ik terug aan de opname van het demonstratiefilmpje over het Rode Vlaggen instrument en onze ENNA congressen!

Mevrouw Lies de Groot, dank voor uw hoofdrol in twee filmpjes over het Rode Vlaggen instrument. Ik hoop dat u nog heel lang mijn buurvrouw blijft. Teng en Antoinette Willems, Ed en Mia Kruijer, wat leuk om speciaal bij jullie foto's 'achter de voordeur' te mogen maken.

Frederique Manders, ik vond het bijzonder om een dag met jou op pad te gaan om foto's te maken op locatie. Ze zijn super geworden! Dank je wel. (Mijn volgende proefschrift laat ik door jou en Esther doen 😊).

Mia Duijnstee, bedankt voor je ondersteuning bij het insturen van ons project voor de Praktijkonderzoeksprijs 2012. Dit heeft zeker bijgedragen aan onze eerste prijs!

Francis Mensink, een promotietraject is een interessante weg naar persoonlijke ontwikkeling. Dank dat ik regelmatig in Doorn bij jou mocht komen sparren. Ik heb dit als zeer waardevol ervaren.

Geraldine Stokvis, dank voor je bereidheid om als onafhankelijk arts beschikbaar te zijn voor de deelnemers van verschillende studies in dit proefschrift.

Eric Hiddink, mijn 'rugby-apotheker', dank voor je samenwerking!

Pauline Baggen, apotheker te Grubbenvorst. Dank voor je tijd bij de start (eerste interview) en finish (foto's in jouw apotheek) van mijn proefschrift!

Mijn collega's van het lectoraat paramedische en verpleegkundige zorg voor chronisch zieken wil ik bedanken voor hun feedback, hulp en luisterend oor tijdens dit promotietraject. Roelof Ettema, wat was en is het fijn om met jou te discussiëren over héél véél verschillende onderwerpen. Je hield me daarmee vaak bij de (epidemiologische) les. Dank voor je eeuwige optimisme en het denken in mogelijkheden.

Jita Hoogerduijn, wat fijn dat ik altijd bij jou terecht kon als ik het even niet meer zag zitten. Vaak toonde jij me een nieuw perspectief om zaken te bekijken. Tijdens de internationale congressen leerde jij me Netwerken. Wat hebben we, samen met Roelof, genoten in Bologna! (en in Zurich en in San Diego).

Sigrid Mueller-Schot, bedankt voor je humor, hulp bij Engelstalige mailtjes en relativerende opmerkingen. We hebben veel gelachen.

Dank Thora Hafsteinsdottir, Mariska van Dijk, Jeroen Dikken en Pieterbas Lalleman voor jullie collegialiteit en fijne samenwerking.

De leden van de Regiegroep van de Faculteit Gezondheidszorg: Harm Drost, Hans Merkx, Mieke Klootwijk, Paul Rouwmaat, Hannie Schut en Marjan Versteeg en de leden van het management team IVS: Lya Djadoenath, Hans Aerts, Hans van Reenen, Marleen Schultz, Marlou de Kuiper, Riet van Dommelen, Karin Hamers, Daphne Cohen en Diana Boekman bedank ik heel hartelijk voor het begrip en de ruimte die jullie mij hebben gegeven om mijn proefschrift af te ronden. Bijzonder veel dank Lya, voor jouw directe aandacht voor mij, tips en support!

Mieke van den Berg, Mirella Velzen, Wendy van der Spoel en Brigitte de la RiveBox, bedankt voor jullie ondersteuning in de vorm van het maken van afspraken en het bijhouden van urenregistraties ten behoeven van de subsidiegelden. Brigitte, jouw hulp bij samenstellen van het manuscript voor de leescommissie was geweldig!

Eric Stutterheim, dank voor je super vriendelijke ondersteuning bij het maken van vragenlijsten in Formdesk.

Cas Kruitwagen, dank voor het mogen sparren over al mijn statistische vragen. Terecht dat je bent uitgeroepen tot docent van het jaar!

Golden Girls, volgend jaar ga ik weer mee op trip en mee naar Ameland Beach Rugby Festival!

Ilse Arts en Esther Göppel, wat fijn dat jullie mijn paranimfen willen zijn! Dank voor al jullie lieve support in de vorm van SMSjes, whatsappjes, kaartjes en (Skype) gesprekken. (PN)Ilse, onafhankelijk van elkaar bleken we op dezelfde dag met Marieke te hebben gesproken over een promotietraject. Deze ontdekking leidde tot een bijzondere vriendschap waar we een boek over zouden kunnen schrijven (maar dat doen we niet 😊). Dank je wel en deze (PN)ino wordt heel graag ook jouw paranimf. 17x!

Esther, een promotietraject is te vergelijken met een rugbywedstrijd. Middels je luisterend oor, adviezen, pragmatische kijk op zaken zoals het regelen van een vakantiehuis in Portugal om mijn laatste hoofdstuk te schrijven, was jij de flanker die deze tweede rijer af en toe een zetje gaf, wat leidde tot een echte voorwaartsen 'push-over try'. Dank je wel daarvoor.

Lieve Pa en Ma; Annemiek, Peter, Sander en Teun; Lidwien, Marcel, Vivan, Dirk en Guus; Huub, Petria, Daphne en Monique, oftewel lieve familie. Ik koester onze familieband, maar moest afgelopen jaren af en toe verstek laten gaan. Dank voor jullie begrip en belangstelling. Maak jullie geen zorgen om mij. Ik geniet met volle teugen van wat ik doe!

Schoonfamilie Nijhuis, in het bijzonder Ma Nijhuis, dank voor jullie belangstelling en interesse.

Rob, mijn allerliefste. Dank voor je onvoorwaardelijk liefde en steun en al je oplossingen tijdens dit promotietraject. Samen met onze kinderen Pepijn en Carlijn hebben we het goed geregeld. Met jou wil ik samen gezond oud worden.

List of publications, interviews, presentations and awards

Publications for practice

Sino, Carolien, Silvain Vierstrate, Roland van de Sande (2013). *Medicatieverificatie bij opname en ontslag*. Nurse Academy GGZ. Jaargang 2. Zomer. Blz. 47-52.

Sino, Carolien (2013). *Medicatieveiligheid achter de voordeur*. TVZ Tijdschrift voor Verpleegkundigen. Jaargang 123. Januari. Blz. 20-23.

Sino, Carolien (2012). *Vroegsignaleren van medicatiegerelateerde problemen in de thuiszorg*. Onderwijs en Gezondheidszorg (5)23-24.

Sino, Carolien (2012). *Wapperen van vlag legt medicatieprobleem bloot*. Tijdschrift LVW. Jaargang 12 nr. 1. 8-9.

Sino, Carolien (2012). *Vroegsignaleren van medicatiegerelateerde problemen in de thuiszorg met behulp van het Rode Vlaggen Instrument*. VI-Platform Care4Cure, juni.

Sino, Carolien (2011). *Houding ervaren problemen en behoeften van ouderen ten aanzien van medicatie*. VI-Platform Care4Cure, mei.

Sino, Carolien (2011). *Medicatie verdient extra aandacht*. Tijdschrift Landelijke Vereniging voor Wijkverpleegkundigen, 11(1), 28-29.

Sino, Carolien (2011). *Medicatieverificatie bij opname en ontslag*. Nurse Academy, (3), 59-63.

Sino, Carolien (2011). *Welke opvattingen hebben thuiswonende ouderen over medicatie?* VI-Platform Care4Cure, november.

Sino, Carolien & Jong, Anneke de (2010). *Medicatie achter de voordeur*. Onderwijs en Gezondheidszorg, (3), 18-21.

Dooren, A.A. van, Sino, C.G.M. & Meer, J. van der (2010). *Hoe gaan oudere patiënten om met polyfarmacie? Een kwalitatief onderzoek*. Pharmaceutisch Weekblad Wetenschappelijk Platform, 4(9), 154-157.

Tesink, M., Sino C (2009). *'Toolkit Uitstroomvariant Verpleegkundige Gerontologie en Geriatrie'*. In: Onderwijs en gezondheidszorg 3, p. 1-5.

Jorritsma, P. en C. Sino (2009). *'Omgaan met het Farmacotherapeutisch Kompas'*. In: *Onderwijs en Gezondheidszorg* 6, p. 1-5.

Sino, C (2008). *Ouderen en medicatieveiligheid*, care4Cure, www.viplatform.nl.

Grotendorst, A, van Aken, I., Sino, C. red. (2007). *Verleiden tot leren in het werk*. Bohn Staffleu van Loghum, Houten.

Grotendorst, A., van Aken, I., Heida, A., Sino, C. red. (2006). *Bekwaamheid op de proef gesteld. Perspectieven op competentiegericht beoordelen*. Bohn Staffleu van Loghum, Houten.

Interviews

Interview Carolien Sino (2012). *Medicatieveiligheid*: In: *Nursing*, door Marloes Oelen.

Interview Carolien Sino en Eric Hiddink (2012). In: *Pharmaceutisch weekblad*, door Marc de Leeuw.

Interview Carolien Sino en Eric Hiddink (2012). In: *Optima Farma*, door Marc de Leeuw.

Interview Carolien Sino (2012): *Bijzijn*.

Interview Carolien Sino (2012): *Medicatieveiligheid achter de voordeur*. In: *De eerste lijns: platform voor strategie en innovatie*, door Christie Klaucke.

Carolien Sino, *'Het verminderen van medicatiefouten'* (2009). In: *Bijzijn* 2009-4, p. 24-26.

Carolien Sino, *'Ziekenhuizen werken hard aan patiëntveiligheid: Het kan altijd beter'* (2009). In *V&VN* 2009-2, p. 20-23.

Presentations

Sino, C. & Hiddink, E. *Optimalisatie van medicatieveiligheid op het snijvlak van thuiszorg/eerste lijnszorg*. Pinkroccade-healthcare walk-in. 26-09-2013 Apeldoorn.

Sino, C. & Hiddink, E. *Veiligheid van medicatie achter de voordeur*. Medicatiecongres 19-09-2013 Ede.

Sino, C. & Hiddink, E. *Belang van medicatie checken bij ouderen achter de voordeur*. Medicatieveiligheid congres. 01-10-2013. Ede.

Sino, C. *Vroegsignaleren van medicatiegerelateerde problemen in de thuiszorg mbv het rode vlaggen instrument*. Kring apotheek Oosterwolde. 13-09-2013.

Sino, C. & Schuurmans, M. *Medicatie achter de voordeur. Hoe zelfredzaam is de patiënt*. KNMP congres. 5-10-2012. Amsterdam.

Sino, C. *Vroegsignaleren van medicatie gerelateerde problemen in de thuiszorg mbv het rode vlaggen instrument*. Haagse Woon en Wijkzorg. 2012.

Sino, C. *Medicatie achter de voordeur*. Zorgwacht. 12-01-2012.

Sino, C. *Medicatie veiligheid*. Buurtzorg Amersfoort. 10-05-2012.

Sino, C. *Vroegsignaleren van medicatiegerelateerde problemen achter de voordeur*. Inspectie voor Volkgezondheidszorgpresentatie ivm selectie ZorgveiligheidsPrijs 22-05-2012.

Sino, C. & Eric Hiddink. Pharmacon congres 13-11-2012. *Vroegsignaleren van medicatiegerelateerde problemen achter de voordeur*.

Sino, C. *Early recognition of drug related problems in homecare*. GSA congress. San Diego. 14-18 nov. 2012.

Sino, C. & Eric Hiddink. De verpleegkundige eerste lijn praktijk congres .27-04-2012. *Vroegsignaleren van medicatiegerelateerde problemen achter de voordeur*.

Sino, C. *Polifarmacie en medicatieveiligheid bij thuiswonende ouderen*. Presentatie, V&VN Eerstelijnsverpleegkundigen. 11-01-2011.

Sino, C. *Ouderen en medicatie in de thuiszorg*. Presentatie, Buurtzorg. 2011.

Sino, C. *Observeren van medicatieproblemen bij thuiszorgcliënten*. Presentatie, Helpenden Zorgwacht, 1e groep. 2011

Sino, C. *Observeren van medicatieproblemen bij thuiszorgcliënten*. Presentatie, Helpenden Zorgwacht, 2e groep. 2011

Sino, C. *Observeren van medicatieproblemen bij thuiszorgcliënten*. Presentatie, Helpenden Aveant team Overvecht. 2011

Sino, C. *Observeren van medicatieproblemen bij thuiszorgcliënten*. Presentatie, Verzorgenden en Verpleegkundigen Aveant team Overvecht. 2011

- Sino, C. *Observeren van medicatieproblemen bij thuiszorgcliënten*. Presentatie, Helpenden Aveant team Ondiep. 2011
- Sino, C. *Observeren van medicatieproblemen bij thuiszorgcliënten*. Presentatie, Verzorgenden en Verpleegkundigen Aveant Team Zuilen. 2011
- Sino, C. *Vroegsignalering van medicatiegerelateerde problemen door thuiszorgmedewerkers m.b.v. het rode vlaggen instrument*. Presentatie, Huisartsen Overleg Stadsmaatschap Huisartsen Utrecht. 2011.
- Sino, C. *Vroegsignalering van medicatiegerelateerde problemen door thuiszorgmedewerkers m.b.v. het rode vlaggen instrument*. Presentatie, Praktijkverpleegkundigen Om U project. 2011.
- Sino, C. *Vroegtijdig herkennen van medicatieproblemen achter de voordeur m.b.v. het Rode vlaggen instrument*. Workshop, Nursing Event Ede. 2011.
- Sino, C. & de Jong, A. *Early recognition of drug related problems in Homecare*. ENNA congres. Zurich. 2011.
- Sino, C. *Medicatie achter de voordeur*. Hogeschool Utrecht, Faculteit Gezondheidszorg. 2010.
- Sino, C. *Preventie van medicatiegerelateerde complicaties*. Buurtzorg symposium, Amersfoort. 2010.
- Sino, C. *The association between Prescription Change Intensity and Hospital Admission as compared with the Chronic Disease Score*. WENR congress. Rotterdam 2010.
- Sino, C. *Polifarmacie en medicatieveiligheid*. Thuiszorgcongres, Ede. 2009.
- Sino, C. & de Jong, A. *Vermeidung Medikamentions bezogener Gesundheitsprobleme*. ENNA congres. Witten, Germany. 2009.
- Sino, C. *Het verbinden van onderwijs – praktijk- en onderzoek. Inspirerend onderzoek doen in samenwerking met de praktijk en studenten*. Rondetafel HU en maatschappij, Utrecht. 2009.
- Sino, C. *Workshop ‘Polyfarmacie bij ouderen’*, minisymposium Lectoraat, Week van de Chronisch zieken, Hogeschool Utrecht, Utrecht. 2007.

Lectures

Polifarmacie en medicatieveiligheid. COPD verpleegkundigen opleiding

Polifarmacie bij ouderen. Fysiotherapeuten eerste lijn.

Medicatie bij ouderen. Praktijkondersteuners Huisartsen.

Medicatieonderzoek bij ouderen. Bachelor Medische Hulpverlening opleiding

Medicatie bij chronisch zieken. Bachelor Verpleegkunde Opleiding

Ouderen in Nederland. Bachelor Mondzorgkunde Opleiding

Multi farmacie en Screening. Verpleegkundige Geriatrie en Gerontologie opleiding.

Abstracts

Sino, C. *The Home Observation of Medication related problems observed by homecare Employees instrument.* Posterpresentation EUGMS congress Brussel 2012

Sino, C., Stuffken, R., Heerdink, R., Schuurmans, M., Souverein, P. & Egberts, T., *The association between prescription change intensity and hospital admission.* Posterpresentation, IAGG European Congress, Bologna Italië 2011.

Sino, C., Haverkamp, A., & van Dooren, A., *Recognition of adverse drug reactions and interactions by home healthcare employees in older patients.* Posterpresentation, IAGG European Congress, Bologna Italië 2011.

Awards and nominations

Prijs beste verpleegkundige voordracht Vroegsignaleren van medicatiegerelateerde problemen achter de voordeur. Geriatrie congres 2012.

Medicatie achter de voordeur: 1e Prijs praktijkonderzoek 2012.

Medicatie achter de voordeur: Genomineerd en geselecteerd voor de zorgveiligheids prijs 2012 van de Inspectie voor volks GezondheidZorg.

Curriculum Vitae

Carolien Sino was born in Valkenswaard, the Netherlands March 20th 1968. After graduating from the secondary school at the 'Thomascollege' in Venlo, she studied between 1986-1991 nursing at the Fontys Hogeschool Eindhoven. After graduating she worked between 1991-1996 as a district nurse and team leader in Geldrop and Nuenen. During her work in homecare, Carolien studied Nursing Science at the Maastricht University from 1995-1999. In 1999, she graduated on a thesis about information methods about quitting smoking to be used by pulmonary physicians. From 1996 until 2000 she worked as a practical teacher at the Catherina Hospital in Eindhoven. In 2000, she started as a lecturer and later on as a team leader, at the Hogeschool Utrecht University of Applied Sciences, Institute for Nursing Studies. In 2007 she started her PhD-project within the Research Centre for Innovation in Healthcare of the Hogeschool Utrecht University of Applied Sciences. She obtained a Master in Science degree in Epidemiology at Utrecht University Graduate School of Life Sciences in April 2011. Currently, she is working as director of the Institute of Nursing Studies of Hogeschool Utrecht University of Applied Sciences and is editor of the journal 'Onderwijs en Gezondheidszorg'.

